



**college park**

technology for the human race

# LOWER LIMB CATALOG

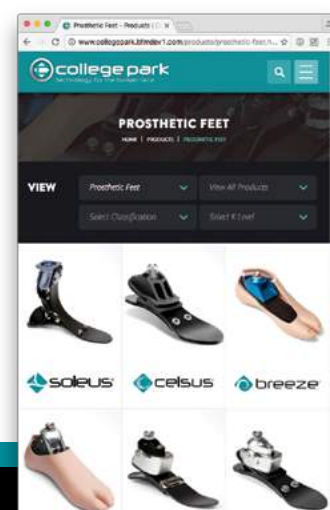
FEBRUARY 2017 | INTERNATIONAL VERSION

College Park Industries designs and manufactures a full line of anatomically correct, custom built prosthetic solutions. College Park is ISO 13485 certified with an extensive focus on quality testing, and proudly sources and produces all products entirely in the USA. With precise engineering and quality manufacturing, College Park is committed to innovating human locomotion solutions for users all over the world.



# TABLE OF CONTENTS

TECHNOLOGY	4
FEET	6
Mobility Level Chart	7
Foot Guide	8
Accent	9
Breeze	13
Celsus	15
Horizon HD	17
Horizon LT	20
Odyssey <sub>K2</sub>	23
Odyssey <sub>K3</sub>	25
Sidekicks	27
Soleus	30
Trés	34
Tribute	36
Truper	40
Trustep	44
Velocity	50
Venture	53
Bumper and Gait Matching Kits	58
Foot Order Form	60
ENVIROHELLS	68
LINERS	71
LOCKING SYSTEMS	75
ENDOSKELETAL COMPONENTS	79
Titanium	81
Economy	82
Heavy duty	82
Pediatric	83
Geriatric	83
Kits	84
Additional Hardware	85
WARRANTIES	87



## GET THE LATEST!

Visit [www.college-park.com](http://www.college-park.com) to view the most current version of this catalog, as well as watch product videos, download brochures and read patient testimonials.

# TECHNOLOGY

## INTELLIWEAVE®

The College Park Intelliweave composite technology is a proprietary process developed to bring the maximum amount of strength and flexibility to a prosthetic foot. Unlike the standard carbon fiber 2D layering process, Intelliweave allows for unlimited 3D woven patterns and complete control of the exact spots that need strength and those that need flexibility.

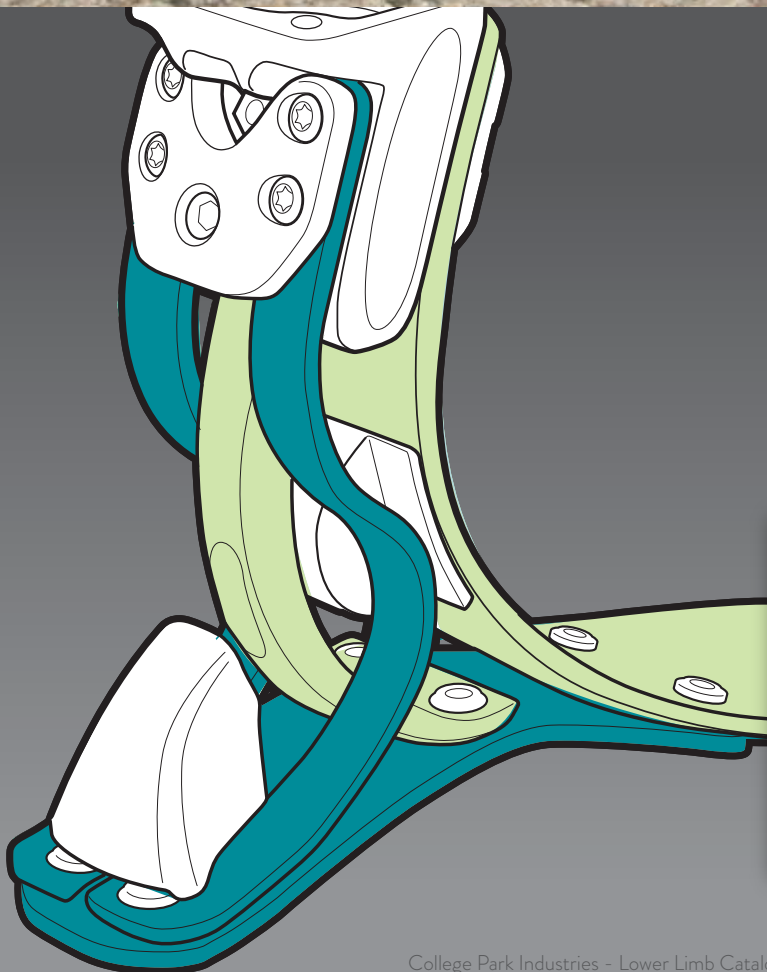


Our Engineers use Finite Element Analysis software to predict where loads exceed the maximum stress capabilities of our composite material. After hundreds of design iterations, the composites are perfected with a uniform stress distribution. This prevents failures and tailors flexibility for superior outcomes in real world environments.

Our Composite Specialists individually weave each composite by hand in the precise engineered pattern, allowing every fiber to be placed exactly where needed for ultimate durability and precision gait matching.

# TRI-AXIAL FEET

Since the beginning, College Park's design philosophy has been to create the most anatomically correct prosthetic feet on the market. Starting with our first revolutionary Truststep foot, Tri-Axial ankles allow movement to occur on all three planes. Natural planter flexion, dorsiflexion, transverse rotation and inversion/eversion allows for ease of movement, excellent ground compliance and comfort.



# IST® FEET

Integrated Spring Technology, or iST™, is the art of using multiple springs in parallel or in a series to produce a proportional loading response. We precisely engineer our springs with different dynamics to load and unload at the right time during different activities, producing seamless transitions.



# FEET



# MOBILITY LEVEL CHART

## MOBILITY SCALE

A system for determining a patient's mobility.

<b>M0</b>	Non prosthetic user - Has little to no potential for ambulation or transfer safely with or without assistance.
<b>M1</b>	Indoor walker - Has the ability or potential to use a prosthesis for transfers or walking on level surfaces at fixed cadences.
<b>M2</b>	Restricted outdoor walker - Has the ability or potential for basic ambulation indoors or outdoors, transversing low level environmental barriers (curbs, stairs, etc).
<b>M3</b>	Unrestricted outdoor walker - Has the ability or potential to ambulate at variable speed in the community.
<b>M4</b>	Unrestricted outdoor walker with high demands - Has the ability or potential to exceed basic ambulation skills, exhibiting high impact, stress or energy levels.








## IMPACT LEVELS

College Park's system for deciding what foot best matches a patient's activities. Also determines how soft or firm to build a foot.

<b>M2 LOW</b>	Low speed walking and low intensity activities - cannot vary speed
<b>M3 LOW</b>	Low speed walking and low intensity activities
<b>M3 MODERATE</b>	Low to moderate speed walking and moderate intensity activities
<b>M3 HIGH</b>	Moderate to aggressive walking and/or intense activities such as running, jumping, and sprinting
<b>M4 EXTREME</b>	Aggressive walking and/or intense activities such as running, jumping, and sprinting. Requiring the highest durability.

	IMPACT LEVELS				M4 EXTREME
	M2	M3			
	LOW	LOW	MODERATE	HIGH	
<b>M2 FEET</b>					
Breeze	✓				
Tres	✓	✓			
Sidekicks	✓				
Odyssey K2	✓				
Celsus	✓	✓			
<b>M3 FEET</b>					
Accent		✓	✓		
Tribute		✓	✓		
Odyssey K3		✓	✓		
Horizon LT		✓	✓		
<b>M3-4 FEET</b>					
Truper				✓	✓
Trustep		✓	✓	✓	✓
Venture		✓	✓	✓	✓
Horizon HD		✓	✓	✓	✓
Velocity			✓	✓	✓
Soleus			✓	✓	✓

# FOOT GUIDE

FEATURE	FOOT	WEIGHT LIMIT (kg)	SIZES (cm)	BUILD HEIGHT (cm)	WEIGHT** (g)	WARRANTY
 INTEGRATED SPRING TECHNOLOGY	SOLEUS	100 (21-24 cm) 113 (25-26 cm) 125 (27-30 cm)	21-30	16.3-19.3	667	3 years
	VELOCITY	113 (25-26 cm) 125 (27-30 cm)	25-30	12.0-13.2	631	3 years
 TRIAXIAL MOTION	VENTURE	113 (21-24 cm) 125 (25-30 cm)*	21-30	6.4-6.9 (IP) 12.7-13.2 (ALX)	585	3 years
	TRUSTEP	136 (Endo) 160 (Exo)	22-31	8.7 (IP) 15.2 (ALX)	641	3 years (18 mo. for 136+ kg)
	TRIBUTE	100	21-30	6.1	529	2 years
 CARBON FIBER FOOT BASE	HORIZON HD	150 (21-25 cm) 165 (26-30 cm)	21-30	5.8	518	3 years
	HORIZON LT	100	21-30	6.4	482	3 years
 CURVED HYDRAULIC	ODYSSEY <sub>K3</sub>	125	21-30	8.6-9.1	750	3 years
	ODYSSEY <sub>K2</sub>	100 (21-24 cm) 136 (25-30 cm)	21-30	7.8-8.4	744	2 years
 LOW IMPACT	CELSUS	100 (21-24 cm) 136 (25-30 cm)	21-30	5.7-6.6	526	2 years
	TRÉS	136 (21-24 cm) 150 (25-30 cm)	21-30	6.4	500	2 years
	BREEZE	100 (21-25 cm) 125 (26-30 cm)	21-30	6.2-6.5	523 (25cm)	2 years
 ADJUSTABLE HEEL HEIGHT	ACCENT	100 (21-24 cm) 113 (25-28 cm)	21-28	8.5-9.9 (IP) 19.8-21.5 (DP)	608 (IP) 761 (DP) w/pylon	2 years
STUBBIES	SIDEKICKS	125	ONE SIZE	5.8	422	2 years
 KID PEDIATRIC	TRUPER	45 (16-18 cm) 60 (19-21 cm)	16-21	5.3-6.1 (IP) 11.0-11.8 (ALX)	215-314 (16-21cm)	1 year

\*low impact only

\*\*26cm, including foot shell





M3

# accent®

The Accent provides 5 cm of heel height adjustment through a simple push of a button. The foot comes with a contoured, soft ankle fairing that locks into the shell and prevents cosmetic buckling when the foot is adjusted at various heel heights. The Accent provides a service-free option for individuals who desire a cosmetically appealing foot.



## FEATURES:

- Adjustable heel
- Intelliweave foot base
- Dynamic shank option

FEATURE	MOUNTING	SIZES	IMPACT LVL	WEIGHT LIMIT	
Adjustable Heel	Endo (IP) D.Pylon (DP)	21-28 cm		21-24 cm	100 kg
				25-28 cm	113 kg
BUILD HGT	WEIGHT*	WARRANTY	ENVIROHELL†		
See chart to right	608g (IP) 761g (DP)	2 years	 narrow & wide		

	BUILD HEIGHT	
	21-24 cm	25-28 cm
IP	8.5 cm	9.9 cm
DP 4-hole	19.8 cm	20.2 cm
DP Male	20.3 cm	20.6 cm
DP Female	21.1 cm	21.5 cm

\*25cm with Enviroshell. †Caucasian and Brown.

## INCLUDED

- Endo foot, includes: bonded foot shell and ankle fairing
- Dynamic Pylon foot, includes: bonded foot shell, ankle fairing, DP sleeve adapter and choice of pylon adapter

## PART NUMBER

AC

SIDE	SHELL COLOR*	MOUNTING†	BUTTON PLACEMENT**	SIZE	WIDTH‡	WEIGHT LEVEL	IMPACT LEVEL	DYNAMIC PYLON***
L OR R	C OR B	IP OR DP	M OR L	21-28	N OR W	SEE BELOW	L OR M	F, M OR 4

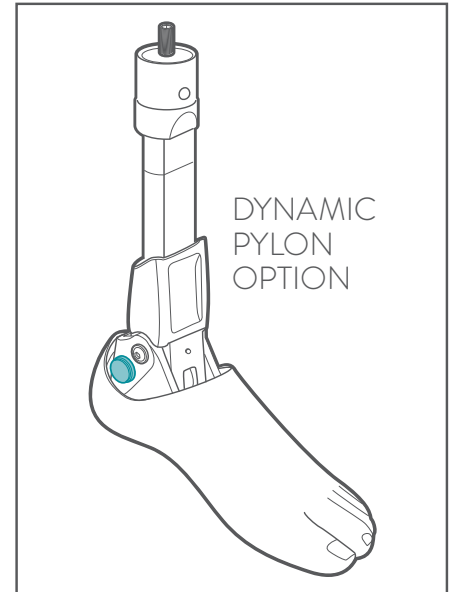
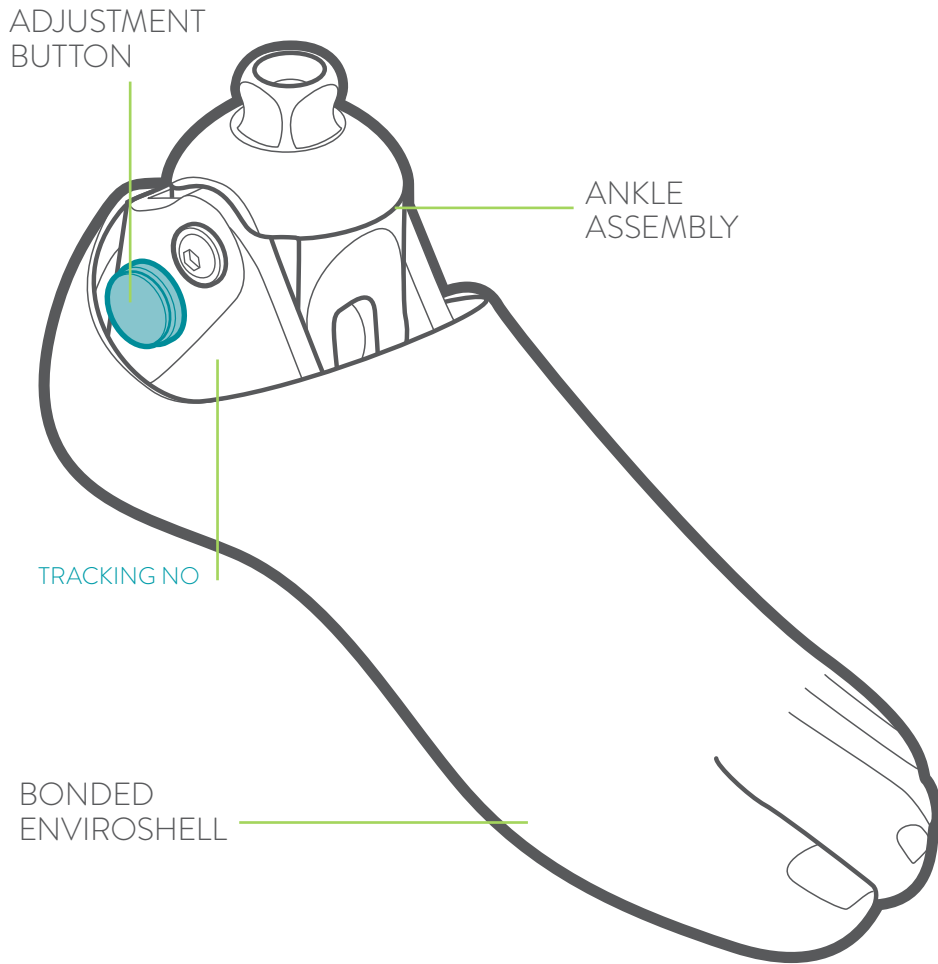
\*(C)aucasian or (B)rown. †(IP) Integrated Pyramid or (DP) Dynamic Pylon. \*\*(M)edial placement or (L)ateral placement.

‡(N)arrow or (W)ide. Wide only available in 23-26cm. \*\*\*(F)emale, (M)ale or (4)-hole. Leave blank for IP. Example part number: AC LCIPM 24W 5M

## ACCENT WEIGHT LEVEL CHART

kgs	0-45	46-54	55-63	64-72	73-81	82-91	92-100	101-113	
Weight Level	1	2	3	4	5	6	7	8	
Size	21-28cm							25-28cm	




# ANATOMY OF AN ACCENT



## HARDWARE

PART NUMBER	DESCRIPTION
 CP SSET	Super Set Screws (8pc) M8 x 14mm
 DP RS	DP Sleeve Retention Screw
 DP ACS	DP Adapter Clamp Screw, M4 x 22mm
 DP CSK 2124	DP Adapter Clamp Screw Kit, 21-24cm
 DP CSK 2530	DP Adapter Clamp Screw Kit, 25-30cm

## TOOLS

PART NUMBER	DESCRIPTION
 CP HK 4	Hex Key, 4mm
 CA 409	Cyanoacrylate Adhesive, 409 Gel (CA glue)
 DP POS	DP Push Out Screw
 DP CJ	DP Cutting Jig



## ACCENT


		WEIGHT LEVEL							
		1	2	3	4	5	6	7	8
		0-45 kg	46-54	55-63	64-72	73-81	82-91	92-100	101-113
IMPACT LEVEL		21-28cm				25-28cm			
LOW	Foot	S	S	S	M	M	F	F	F
MODERATE	Foot	S	S	M	M	F	F	F	F

## ACCENT DP


Dynamic Pylon Firmness codes: F2=Medium, F3= Firm, F4=X-Firm

		WEIGHT LEVEL							
		1	2	3	4	5	6	7	8
		0-45 kg	46-54	55-63	64-72	73-81	82-91	92-100	101-113
IMPACT LEVEL		21-28cm				25-28cm			
LOW	Foot	S	S	S	M	M	F	F	F
	Pylon	F2	F2	F2	F3	F3	F4	F4	F4
MODERATE	Foot	S	S	M	M	F	F	F	F
	Pylon	F2	F2	F3	F3	F4	F4	F4	F4

## ANKLE FAIRING

PART NUMBER (LEFT/RIGHT)		DESCRIPTION	ADDITIONAL INFORMATION
	AC FLC 2124	AC FRC 2124	Fairing (left or right) Caucasian, 21-24cm
	AC FLC 2526	AC FRC 2526	Fairing (left or right) Caucasian, 25-26cm
	AC FLC 2728	AC FRC 2728	Fairing (left or right) Caucasian, 27-28cm
	AC FLB 2124	AC FRB 2124	Fairing (left or right) Brown, 21-24cm
	AC FLB 2526	AC FRB 2526	Fairing (left or right) Brown, 25-26cm
	AC FLB 2728	AC FRB 2728	Fairing (left or right) Brown, 27-28cm
			Pre-shaped soft foam fairing for cosmetically finishing a prosthesis. Includes CA glue

## SHELLTREAD

PART NUMBER (LEFT/RIGHT)		DESCRIPTION	ADDITIONAL INFORMATION
	AC TLN xx	AC TRN xx	Shelltread (left or right), Neutral (indicate size)
			Increases durability and prevents premature wear of foot shell.

## DP MOUNTING ADAPTERS

PART NUMBER	DESCRIPTION
	DP SA 2124 DP Sleeve Adapter, 21-24cm
	DP SA 2530 DP Sleeve Adapter, 25-30cm
	DP ESAS 2124 DP Extension Adapter Short, 6mm, 21-24cm
	DP ESAS 2530 DP Extension Adapter Short, 6mm, 25-30cm
	DP ESAL 2124 DP Extension Adapter Long, 25mm, 21-24cm
	DP ESAL 2530 DP Extension Adapter Long, 25mm, 25-30cm

PART NUMBER	DESCRIPTION
	DP FPA 2124 DP Female Pylon Adapter, 21-24cm
	DP FPA 2530 DP Female Pylon Adapter, 25-30cm
	DP MPA 2124 DP Male Pylon Adapter, 21-24cm
	DP MPA 2530 DP Male Pylon Adapter, 25-30cm
	DP 4HPA 2124 DP 4-Hole Pylon Adapter, 21-24cm
	DP 4HPA 2530 DP 4-Hole Pylon Adapter, 25-30cm



# breeze®

M2

The water-friendly Breeze foot has an optional water drain port, corrosion-resistant materials and special modifications to clear water through the entire system. The Enviroshell is antimicrobial, infused with a UV inhibitor and comes with a special toe-rollover assist. Perfect to stock, the Breeze brings a maximum solution for a minimum cost.

## FEATURES:

- Intelliweave composite
- Water friendly
- Integrated pyramid



FUNCTION		MOUNTING	SIZES	IMPACT LVL	WEIGHT LIMIT	
M2		Endo (IP)	21-30 cm		21-25 cm	100 kgs
					26-30 cm	125 kgs
BUILD HGT		WEIGHT*	WARRANTY	ENVIROSHELL†		
21-25 cm	6.2 cm	523g	2 years			
26-30 cm	6.5 cm			standard		

\*26 cm with Enviroshell. †Caucasian, Tan, and Brown.

## INCLUDED

Endo foot, includes: sandal toe foot shell, CPI sock, and Cosmetic Attachment Plate (CAP)

## PART NUMBER

**BE**
SIDE
SHELL COLOR\*
**EN**
SIZE
WEIGHT LEVEL
**L**

L or R
C, B, or T
21-30
SEE BELOW

\*(C)aucasian, (B)rown or (T)an. Example part number: BE LCEN 24 6L

## BREEZE WEIGHT LEVEL CHART

kgs	0-45	46-54	55-63	64-72	73-81	82-91	92-100	101-113	114-125
Weight Level	<b>1</b>	<b>2</b>	<b>3</b>	<b>4</b>	<b>5</b>	<b>6</b>	<b>7</b>	<b>8</b>	<b>9</b>
Size	21-30cm							26-30cm	

## ENVIROSHELL PART NUMBER

ENVIROSHELL INCLUDED WITH EVERY FOOT ORDER

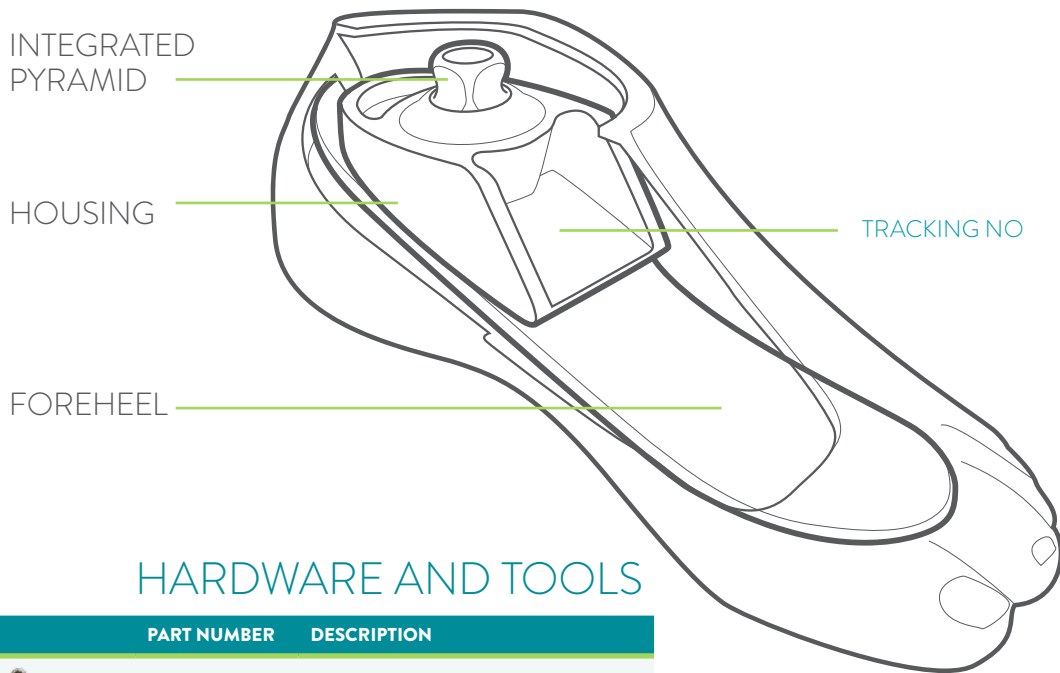
**BE S**
SIDE
SHELL COLOR\*\*
SIZE

L or R
C, B, or T
21-30




\*\* (C)aucasian, (B)rown or (T)an




# ANATOMY OF A BREEZE



## HARDWARE AND TOOLS


	PART NUMBER	DESCRIPTION
	CP SSET	Super Set Screws (8pc) M8 x 14mm
	TFH 800	Foot Horn, Stainless Steel
	CP HK 4	Hex Key, 4mm

## COSMETIC ATTACHMENT PLATE (CAP)

	PART NUMBER (LEFT/RIGHT)	DESCRIPTION	ADDITIONAL INFORMATION
	BE CLΔ 2125    BE CRΔ 2125	Cosmetic Attachment Plate (left or right), 21-25cm	Plastic ring snaps into foot shell for easy cosmetic finishing.
	BE CLΔ 2630    BE CRΔ 2630	Cosmetic Attachment Plate (left or right), 26-30cm	

Δ Indicate Color. (C)aucasian, (B)rown or (T)an.

## SHELLTREAD

	PART NUMBER (LEFT/RIGHT)	DESCRIPTION	ADDITIONAL INFORMATION
	BE TLN x    BE TRN x	Shelltread (left or right), Neutral (indicate size)	Increases durability and prevents premature wear of foot shell.

## SOCKS

	PART NUMBER	DESCRIPTION	ADDITIONAL INFORMATION
	BE SS 2125	CPI Sock, 21-25cm	Highly durable sock that acts as a noise barrier and protects the foot from debris.
	BE SS 2630	CPI Sock, 26-30cm	
	BE SSK 2125	CPI Sock, 6-pack, 21-25cm	
	BE SSK 2630	CPI Sock, 6-pack, 26-30cm	



M2

# celsus®

The Celsus brings College Park's innovative Integrated Spring Technology (IST) into a low impact design. The foot has an active heel, superior ground contact and natural motion to provide smooth, stable transitions. Durable yet lightweight, the Celsus provides anatomical function for low impact patients.

## FEATURES:

- Intelliweave composite
- Active heel
- 136 kg weight limit



FUNCTION		MOUNTING	SIZES	IMPACT LVL	WEIGHT LIMIT	
M2 iST		Endo (IP)	21-30 cm		21-24 cm	100 kgs
					25-30 cm	136 kgs
BUILD HGT		WEIGHT*	WARRANTY	ENVIROSHELL†		
21-24 cm	5.7 cm	526g	2 years	standard		
25-26 cm	6.4 cm					
27-30 cm	6.6 cm					

\*25cm with Enviroshell. †Caucasian, Tan, and Brown.

## PART NUMBER

**CS**    SIDE: L or R    SHELL COLOR\*: C, B, or T    **EN**    SIZE: 21-30    WEIGHT LEVEL: SEE BELOW    **L**    INCLUDED: Endo foot, includes: sandal toe foot shell and CPI sock

\*(C)aucasian, (B)rown or (T)an. Example part number: CS LCEN 24 6L

## CELSUS WEIGHT LEVEL CHART

kgs	0-45	46-54	55-63	64-72	73-81	82-91	92-100	101-113	114-125	126-136
Weight Level	<b>1</b>	<b>2</b>	<b>3</b>	<b>4</b>	<b>5</b>	<b>6</b>	<b>7</b>	<b>8</b>	<b>9</b>	<b>10</b>
Size	21-30 cm							25-30 cm		

## ENVIROSHELL PART NUMBER

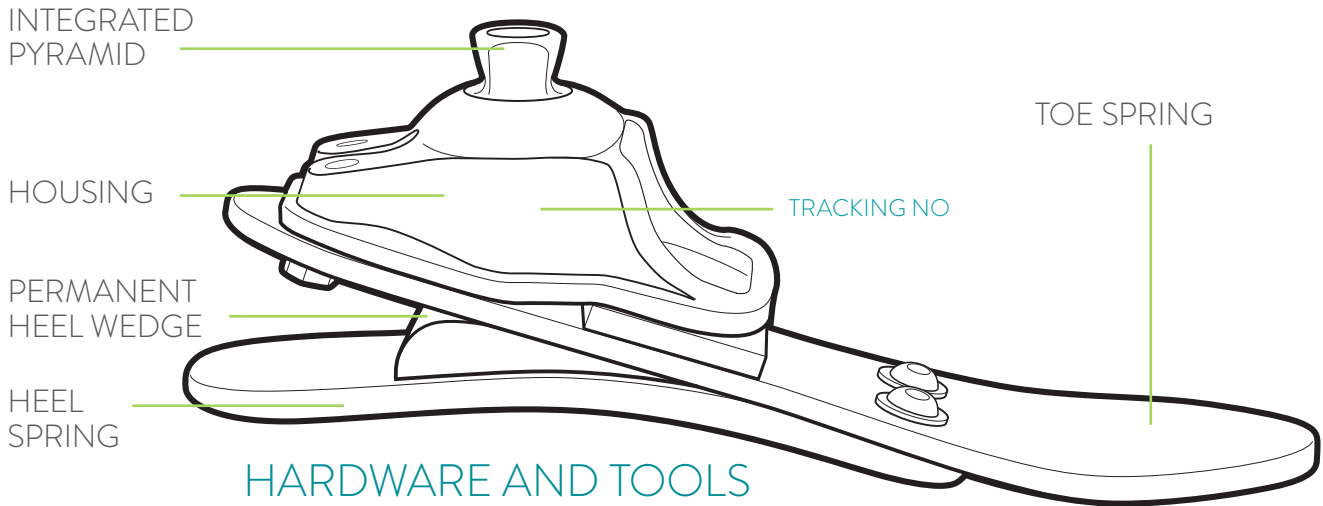
ENVIROSHELL INCLUDED WITH EVERY FOOT ORDER



**CS S**    SIDE: L or R    SHELL COLOR\*\*: C, B, or T    SIZE: 21-30


\*\* (C)aucasian, (B)rown or (T)an




# ANATOMY OF A CELSUS



	PART NUMBER	DESCRIPTION
	CP SSET	Super Set Screws (8pc) M8 x 14mm
	TFH 800	Foot Horn, Stainless Steel

	PART NUMBER	DESCRIPTION
	CP HK 4	Hex Key, 4mm

## SHELLTREAD

	PART NUMBER (LEFT/RIGHT)	DESCRIPTION	ADDITIONAL INFORMATION
	CS TLN x CS TRN x	Shelltread (left or right), Neutral (indicate size)	Increases durability and prevents premature wear of foot shell.

## SOCKS

	PART NUMBER	DESCRIPTION	ADDITIONAL INFORMATION
	V SS 2124	CPI Sock, 21-24cm	Highly durable sock that acts as a noise barrier and protects the foot from debris.
	V SS 2526	CPI Sock, 25-26cm	
	V SS 2730	CPI Sock, 27-30cm	
	V SSK 2124	CPI Sock, 6-pack, 21-24cm	
	V SSK 2526	CPI Sock, 6-pack, 25-26cm	
	V SSK 2730	CPI Sock, 6-pack, 27-30cm	



IMPACT LEVEL	WEIGHT LEVEL									
	1	2	3	4	5	6	7	8	9	10
LOW/MOD	0-45	46-54	55-63	64-72	73-81	82-91	92-100	101-113	114-125	126-136
	S	S	S	M	M	F	F	XF	XF	XF





M3/4

# horizon® HD

The Horizon HD brings College Park composite expertise to a carbon fiber laminate design. The foot is constructed with aircraft-grade titanium components, allowing for additional durability and a high-weight limit. Even with an ultra-low profile and ultra-light weight design, the dynamics of the foot provide superior energy return for high-impact users.

## FEATURES:

- Carbon composite
- Titanium housing
- Ultra low profile



FUNCTION	MOUNTING	SIZES	IMPACT LVL	WEIGHT LIMIT	
Carbon Fiber Foot Base	Endo (IP)	21-30 cm		21-25 cm	150 kg
				26-30 cm	165 kg
BUILD HGT	WEIGHT*	WARRANTY	ENVIROSHELL†		
5.8 cm	518g	3 years			

\*26cm model, including Enviroshell. † Caucasian, Tan or Brown.

### INCLUDED

Endo foot, includes: sandal toe foot shell, cosmetic attachment plate (CAP), CPI sock and wedge kit

## PART NUMBER

**HZ**
SIDE
SHELL COLOR\*
**EN**
SIZE
WEIGHT LEVEL
IMPACT LEVEL

L OR R
C, B OR T
21-30
SEE BELOW
L, M OR H

\*(C)aucasian, (B)rown, or (T)an. Shell width is standard. Example part number: HZ LCEN 24 6H

## HORIZON HD WEIGHT LEVEL CHART

kgs	0-45	46-54	55-63	64-72	73-81	82-91	92-100	101-113	114-125	126-136	137-150	151-160	161-166
Weight Level	<b>1</b>	<b>2</b>	<b>3</b>	<b>4</b>	<b>5</b>	<b>6</b>	<b>7</b>	<b>8</b>	<b>9</b>	<b>10</b>	<b>11</b>	<b>12</b>	<b>13</b>
Size	21-30cm											26-30cm	

## ENVIROSHELL PART NUMBER

ENVIROSHELL INCLUDED WITH EVERY FOOT ORDER

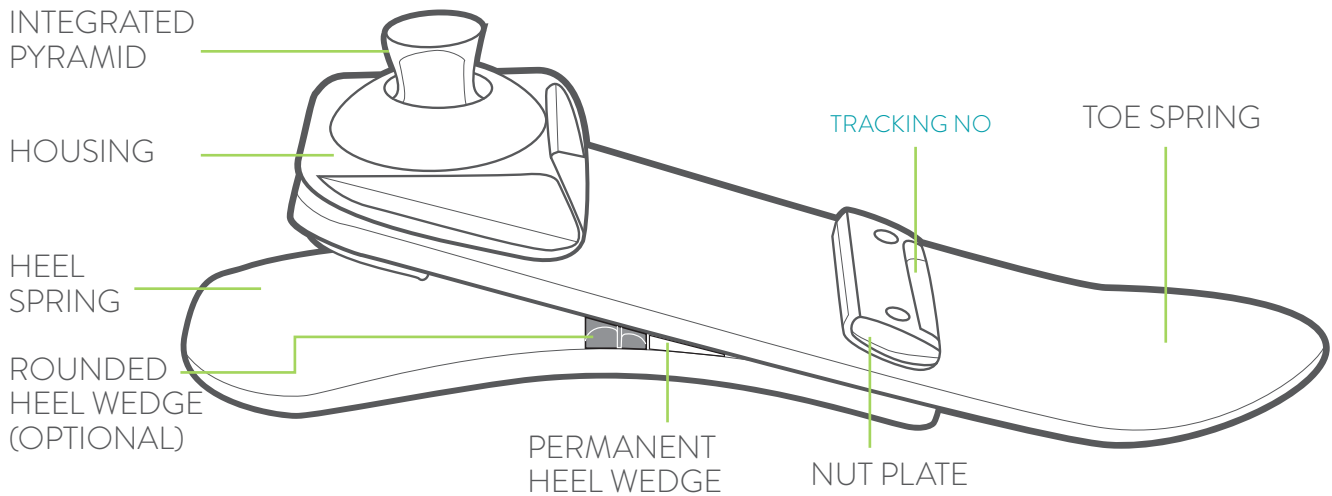
**HZ S**
SIDE
SHELL COLOR\*\*
SIZE

L OR R
C, B, OR T
21-30

\*\* (C)aucasian, (B)rown or (T)an






# ANATOMY OF A HORIZON HD




## HARDWARE

	PART NUMBER	DESCRIPTION
	HZ HWK 2125	Horizon Wedge Kit, 21-25cm
	HZ HWK 2630	Horizon Wedge Kit, 26-30cm
	CP SSET	Super Set Screws (8pc) M8 x 14mm

## TOOLS


	PART NUMBER	DESCRIPTION
	TFH 800	Foot Horn, Stainless Steel
	CP HK 4	Hex Key, 4mm
	CA 409	Cyanoacrylate Adhesive, 409 Gel (CA glue)

## COSMETIC ATTACHMENT PLATE (CAP)

	PART NUMBER (LEFT/RIGHT)	DESCRIPTION	ADDITIONAL INFORMATION
	BE CLΔ 2125    BE CRΔ 2125	Cosmetic Attachment Plate (left or right), 21-25cm	Plastic ring snaps into foot shell for easy cosmetic finishing.
	BE CLΔ 2630    BE CRΔ 2630	Cosmetic Attachment Plate (left or right), 26-30cm	

Δ Indicate Color. (C)aucasian, (B)rown or (T)an.

## SHELLTREAD

	PART NUMBER (LEFT/RIGHT)	DESCRIPTION	ADDITIONAL INFORMATION
	HZ TLN x    HZ TRN x	Shelltread (left or right), Neutral (indicate size)	Increases durability and prevents premature wear of foot shell.

## SOCKS

	PART NUMBER	DESCRIPTION	ADDITIONAL INFORMATION
	HZ SS 2125	CPI Sock, 21-25cm	Highly durable sock that acts as a noise barrier and protects the foot from debris.
	HZ SS 2630	CPI Sock, 26-30cm	
	HZ SSK 2125	CPI Sock, 6-pack, 21-25cm	
	HZ SSK 2630	CPI Sock, 6-pack, 26-30cm	

## 21-25 cm

IMPACT LEVEL	WEIGHT LEVEL												
	1	2	3	4	5	6	7	8	9	10	11	12	13
	0-45kg	46-54	55-63	64-72	73-81	82-91	92-100	101-113	114-125	126-136	137-150	151-160	161-166
Low/Moderate	S	S	S	M	M	F	F	XF	XF	2X	2X		
High	M	M	M	F	F	XF	XF	2X	2X	3X	3X		

## 26-30 cm

IMPACT LEVEL	WEIGHT LEVEL												
	1	2	3	4	5	6	7	8	9	10	11	12	13
	0-45kg	46-54	55-63	64-72	73-81	82-91	92-100	101-113	114-125	126-136	137-150	151-160	161-166
Low/Moderate	S	S	S	M	M	F	F	XF	XF	2X	2X	3X	3X
High	M	M	M	F	F	XF	XF	2X	2X	3X	3X	3X	3X



M3

# horizon® LT

Made with aircraft-grade aluminum alloy, the Horizon LT is the lightest carbon fiber foot on the market. Like the original Horizon HD, the Horizon LT was meticulously crafted utilizing maximum stress predictions to increase strength and prevent failure. The Horizon LT brings a low profile, light-weight and economical choice for moderate activity users.

## FEATURES:

- Carbon composite
- Aluminum housing
- Ultra light weight



FUNCTION	MOUNTING	SIZES	IMPACT LVL	WEIGHT LIMIT
Carbon Fiber Foot Base	Endo (IP)	21-30 cm		100 kg
BUILD HGT	WEIGHT*	WARRANTY	ENVIROHELL†	
6.4 cm	482g	3 years		

\*26cm model, including Enviroshell. †Caucasian, Tan or Brown.

## INCLUDED

Endo foot, includes: sandal toe foot shell, cosmetic attachment plate (CAP), CPI sock and wedge kit

## PART NUMBER

**HZAB**    SIDE: L OR R    SHELL COLOR\*: C, B OR T    **EN**    SIZE: 21-30    WEIGHT LEVEL: SEE BELOW    IMPACT LEVEL: L OR M

\*(C)aucasian, (B)rown, or (T)an. Shell width is standard. Example part number: HZAB LCEN 24 6M

## HORIZON LT WEIGHT LEVEL CHART

kg	0-45	46-54	55-63	64-72	73-81	82-91	92-100
Weight Level	<b>1</b>	<b>2</b>	<b>3</b>	<b>4</b>	<b>5</b>	<b>6</b>	<b>7</b>
Size	21-30cm						

## ENVIROHELL PART NUMBER

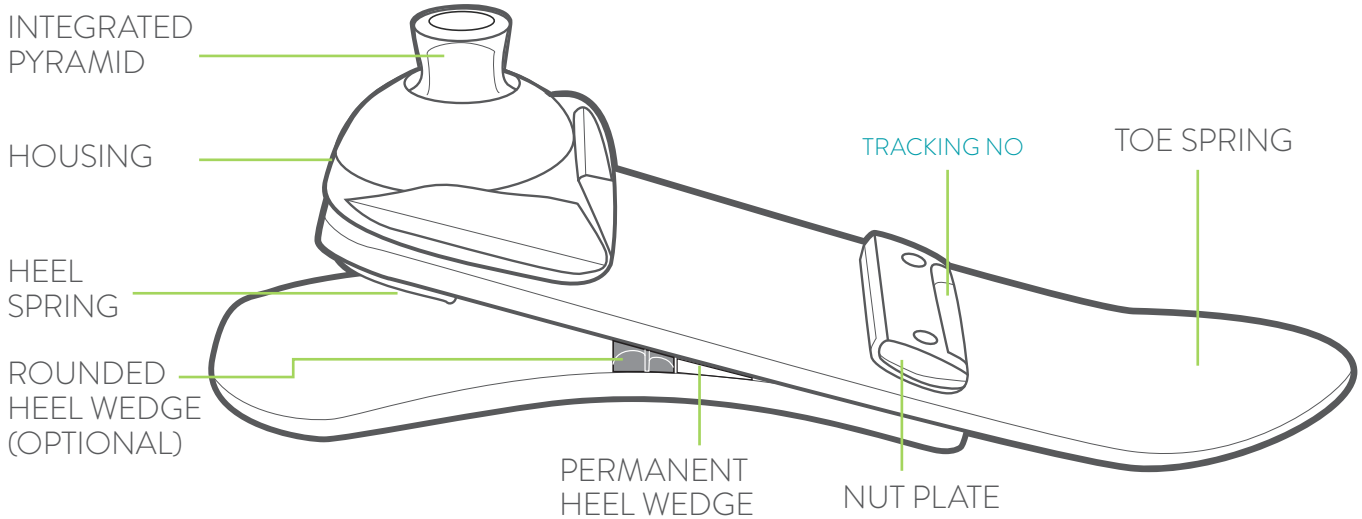
ENVIROHELL INCLUDED WITH EVERY FOOT ORDER

**HZ S**    SIDE: L OR R    SHELL COLOR\*\*: C, B, OR T    SIZE: 21-30

\*\* (C)aucasian, (B)rown or (T)an






# ANATOMY OF A HORIZON LT




## HARDWARE

	PART NUMBER	DESCRIPTION
	HZ HWK 2125	Horizon Wedge Kit, 21-25cm
	HZ HWK 2630	Horizon Wedge Kit, 26-30cm
	CP SSET	Super Set Screws (8pc) M8 x 14mm

## TOOLS


	PART NUMBER	DESCRIPTION
	TFH 800	Foot Horn, Stainless Steel
	CP HK 4	Hex Key, 4mm
	CA 409	Cyanoacrylate Adhesive, 409 Gel (CA glue)

## COSMETIC ATTACHMENT PLATE (CAP)


	PART NUMBER (LEFT/RIGHT)	DESCRIPTION	ADDITIONAL INFORMATION
	BE CLΔ 2125    BE CRΔ 2125	Cosmetic Attachment Plate (left or right), 21-25cm	Plastic ring snaps into foot shell for easy cosmetic finishing.
	BE CLΔ 2630    BE CRΔ 2630	Cosmetic Attachment Plate (left or right), 26-30cm	

Δ Indicate Color. (C)aucasian, (B)rown or (T)an.

## SHELLTREAD

	PART NUMBER (LEFT/RIGHT)	DESCRIPTION	ADDITIONAL INFORMATION
	HZ TLN x    HZ TRN x	Shelltread (left or right), Neutral (indicate size)	Increases durability and prevents premature wear of foot shell.

## SOCKS

	PART NUMBER	DESCRIPTION	ADDITIONAL INFORMATION
	HZ SS 2125	CPI Sock, 21-25cm	Highly durable sock that acts as a noise barrier and protects the foot from debris.
	HZ SS 2630	CPI Sock, 26-30cm	
	HZ SSK 2125	CPI Sock, 6-pack, 21-25cm	
	HZ SSK 2630	CPI Sock, 6-pack, 26-30cm	

## 21-25 cm

IMPACT LEVEL	WEIGHT LEVEL						
	1	2	3	4	5	6	7
	0-45kg	46-54	55-63	64-72	73-81	82-91	92-100
Low/ Moderate	S	S	S	M	M	F	F

## 26-30 cm

IMPACT LEVEL	WEIGHT LEVEL						
	1	2	3	4	5	6	7
	0-45kg	46-54	55-63	64-72	73-81	82-91	92-100
Low/ Moderate	S	S	S	M	M	F	F



M2

# odyssey<sup>®</sup><sub>K2</sub>

The OdysseyK2 foot provides fluid control for superior knee stability and incredible ground contact. The patented curved hydraulic ankle, Intelliweave composite foot base, and customizable dual Stride Control provides a superior range of motion in a lightweight and low profile design.



## FEATURES:

- Curved hydraulic ankle
- Intelliweave composite
- Dual stage Stride Control

FUNCTION		MOUNTING	SIZES	IMPACT LVL	WEIGHT LIMIT	
Curved Hydraulic		Endo (IP)	21-30 cm		21-24 cm	100 kg
					25-30 cm	136 kg
BUILD HGT*		WEIGHT*	WARRANTY	ENVIROHELL†		
21-24 cm	7.8 cm	744g	2 years			
25-30 cm	8.4 cm					

\*26cm model, including Enviroshell. † Caucasian, Tan, or Brown.

## PART NUMBER

**INCLUDED**  
Endo foot, includes: sandal toe foot shell and CPI sock

**OK2**    SIDE: L or R    SHELL COLOR\*: C, B, or T    **EN**    SIZE: 21-30    WEIGHT LEVEL: SEE BELOW    **L**

\*(C)aucasian, (B)rown or (T)an. Example part number: OK2 LCEN 24 6L

## ODYSSEY K2 WEIGHT LEVEL CHART

kg	0-45	46-54	55-63	64-72	73-81	82-91	92-100	101-113	114-125	126-136
Weight Level	<b>1</b>	<b>2</b>	<b>3</b>	<b>4</b>	<b>5</b>	<b>6</b>	<b>7</b>	<b>8</b>	<b>9</b>	<b>10</b>
Size	21-30 cm							25-30 cm		

## ENVIROHELL PART NUMBER

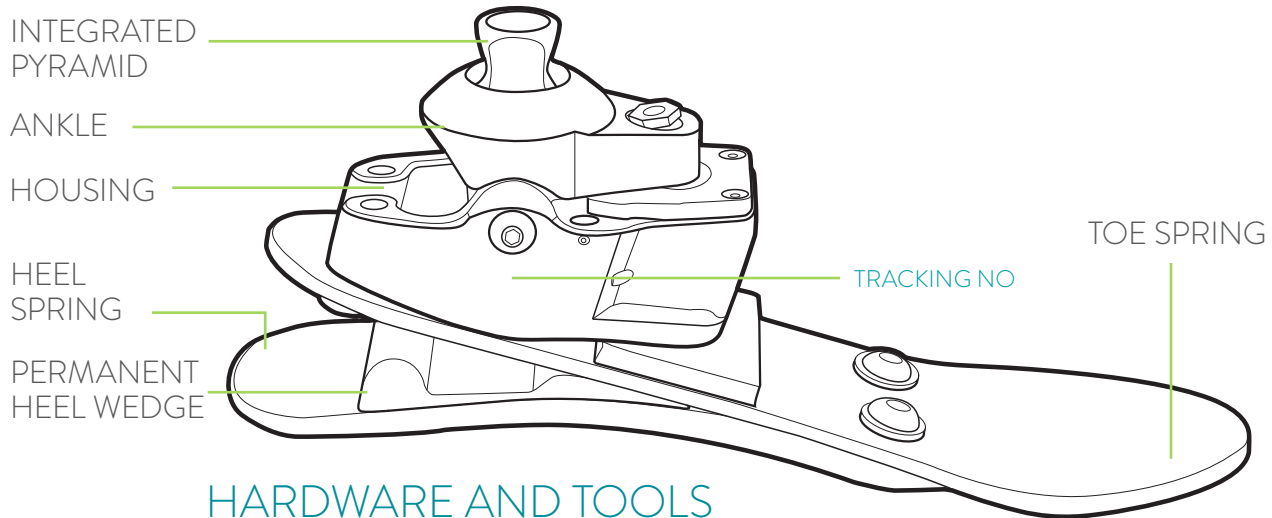
ENVIROHELL INCLUDED WITH EVERY FOOT ORDER

**CS S**    SIDE: L or R    SHELL COLOR\*\*: C, B, or T    SIZE: 21-30



\*\* (C)aucasian, (B)rown or (T)an





# ANATOMY OF AN ODYSSEY<sub>K2</sub>




## HARDWARE AND TOOLS

PART NUMBER	DESCRIPTION
 CP SSET	Super Set Screws (8pc) M8 x 14mm
 TFH 800	Foot Horn, Stainless Steel

PART NUMBER	DESCRIPTION
 CP HK 3	Hex Key, 3mm, for adjusting Stride Control. Included with foot order.
 CP HK 4	Hex Key, 4mm

## SHELLTREAD

PART NUMBER (LEFT/RIGHT)	DESCRIPTION	ADDITIONAL INFORMATION
 CS TLN x CS TRN x	Shelltread (left or right), Neutral (indicate size)	Increases durability and prevents premature wear of foot shell.

## SOCKS

PART NUMBER	DESCRIPTION	ADDITIONAL INFORMATION
 V SS 2124	CPI Sock, 21-24cm	Highly durable sock that acts as a noise barrier and protects the foot from debris.
V SS 2526	CPI Sock, 25-26cm	
V SS 2730	CPI Sock, 27-30cm	
V SSK 2124	CPI Sock, 6-pack, 21-24cm	
V SSK 2526	CPI Sock, 6-pack, 25-26cm	
V SSK 2730	CPI Sock, 6-pack, 27-30cm	

## odyssey<sub>K2</sub> GAIT MATCHING



IMPACT LEVEL	WEIGHT LEVEL									
	1	2	3	4	5	6	7	8	9	10
	0-45 kg	46-54	55-63	64-72	73-81	82-91	92-100	101-113	114-125	126-136
LOW	S	S	S	M	M	F	F	XF	XF	XF





M3

# odyssey<sup>®</sup><sub>K3</sub>

The OdysseyK3 foot utilizes College Park's patented curved hydraulic ankle plus a higher frequency carbon fiber foot base. The robust ankle housing and angular positioning was designed for moderate impact users able to balance without assistance. The combination of smooth hydraulics and a dynamic foot base brings exceptional performance during activities like aggressive city walking or multi-terrain hiking.

## FEATURES:

- Curved hydraulic ankle
- Carbon fiber base
- Dual stage Stride Control



FUNCTION		MOUNTING	SIZES	IMPACT LVL	WEIGHT LIMIT
Curved Hydraulic		Endo (IP)	21-30 cm		125 kg
BUILD HGT		WEIGHT*	WARRANTY	ENVIROHELL†	
21-25 cm	8.6 cm	750g	3 years		
26-30 cm	9.1 cm				

\*26cm model, including Enviroshell. † Caucasian, Tan, or Brown.

## INCLUDED

Endo foot, includes: foot shell, CPI sock and wedge kit

## PART NUMBER

**ODK3**

SIDE	SHELL COLOR*	EN	SIZE	WEIGHT LEVEL	IMPACT LEVEL
L OR R	C, B, OR T	<b>EN</b>	21-30	SEE BELOW	L, M OR H

\*(C)aucasian, (B)rown, or (T)an. Shell width is standard. Example part number: ODK3 LCEN 24 5H

## ODYSSEY K3 WEIGHT LEVEL CHART

kg	0-45	46-54	55-63	64-72	73-81	82-91	92-100	101-113	114-125
Weight Level	<b>1</b>	<b>2</b>	<b>3</b>	<b>4</b>	<b>5</b>	<b>6</b>	<b>7</b>	<b>8</b>	<b>9</b>
Size	21-30cm								27-30cm

## ENVIROHELL PART NUMBER

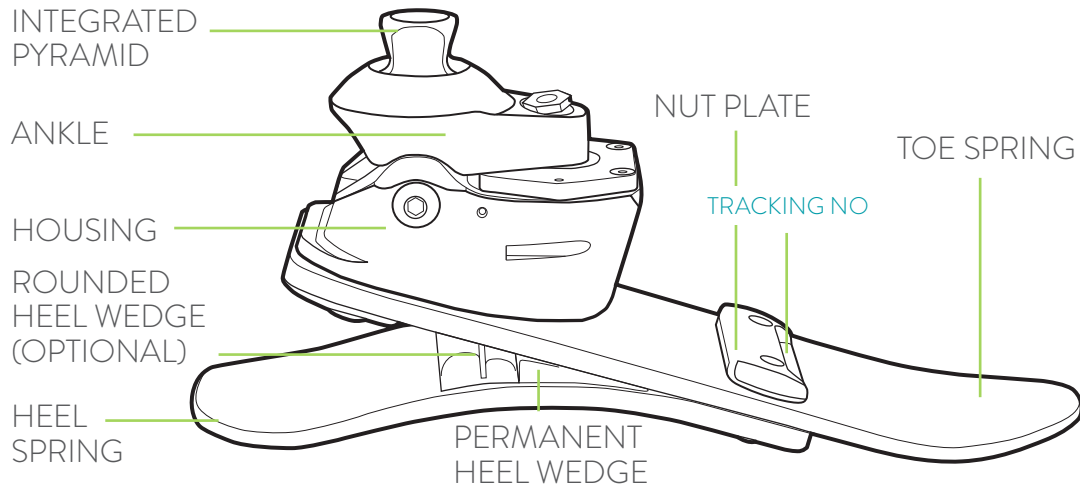
ENVIROHELL INCLUDED WITH EVERY FOOT ORDER

SIDE	SHELL COLOR**	SIZE
L OR R	C, B, OR T	21-30

\*\* (C)aucasian, (B)rown or (T)an



# ANATOMY OF AN ODYSSEY<sub>K3</sub>



## HARDWARE AND TOOLS

	PART NUMBER	DESCRIPTION
	ODK3 HWK 2125	Odyssey K3 Wedge Kit, 21-25cm
	ODK3 HWK 2630	Odyssey K3 Wedge Kit, 26-30cm
	CA 409	Cyanoacrylate Adhesive, 409 Gel (CA glue)
	CP SSET	Super Set Screws (8pc) M8 x 14mm

	PART NUMBER	DESCRIPTION
	TFH 800	Foot Horn, Stainless Steel
	CP HK 3	Hex Key, 3mm, for adjusting Stride Control. Included with foot order.
	CP HK 4	Hex Key, 4mm

## SHELLTREAD

	PART NUMBER (LEFT/RIGHT)	DESCRIPTION	ADDITIONAL INFORMATION
	HZ TLN x HZ TRN x	Shelltread (left or right), Neutral (indicate size)	Increases durability and prevents premature wear of foot shell.

## SOCKS

	PART NUMBER	DESCRIPTION	ADDITIONAL INFORMATION
	HZ SS 2125	CPI Sock, 21-25cm	Highly durable sock that acts as a noise barrier and protects the foot from debris.
	HZ SS 2630	CPI Sock, 26-30cm	
	HZ SSK 2125	CPI Sock, 6-pack, 21-25cm	
	HZ SSK 2630	CPI Sock, 6-pack, 26-30cm	

## odyssey<sub>K3</sub> GAIT MATCHING

IMPACT LEVEL	WEIGHT LEVEL								
	1	2	3	4	5	6	7	8	9
	0-45 kg	46-54	55-63	64-72	73-81	82-91	92-100	101-113	114-125
Low	S	S	S	M	M	F	F	XF	XF
Moderate	M	M	M	F	F	XF	XF	2X	2X



# sidekicks®

STUBBIE

Sidekicks® are the first adjustable stubbie feet for foreshortened prostheses. College Park engineers applied 15 years of knowledge gained from the Venture® ankle technology to develop the Sidekicks. With natural anatomical ankle motion and a flexible platform for ground compliance, they are a vast improvement over current options for bilateral, transfemoral amputees.



## FEATURES:

- Tri-axial function
- Adjustable Gait Match
- Molded tread

FUNCTION	MOUNTING	BUILD HGT	WEIGHT LIMIT
Stubbies	Endo (IP)	5.8 cm	125 kg
WEIGHT	WARRANTY	IMPACT LVL	
422 g	2 years		

## PART NUMBER

**SK AK**

FIRMNESS

SEE BELOW

QUANTITY\*

1 OR 2

### INCLUDED

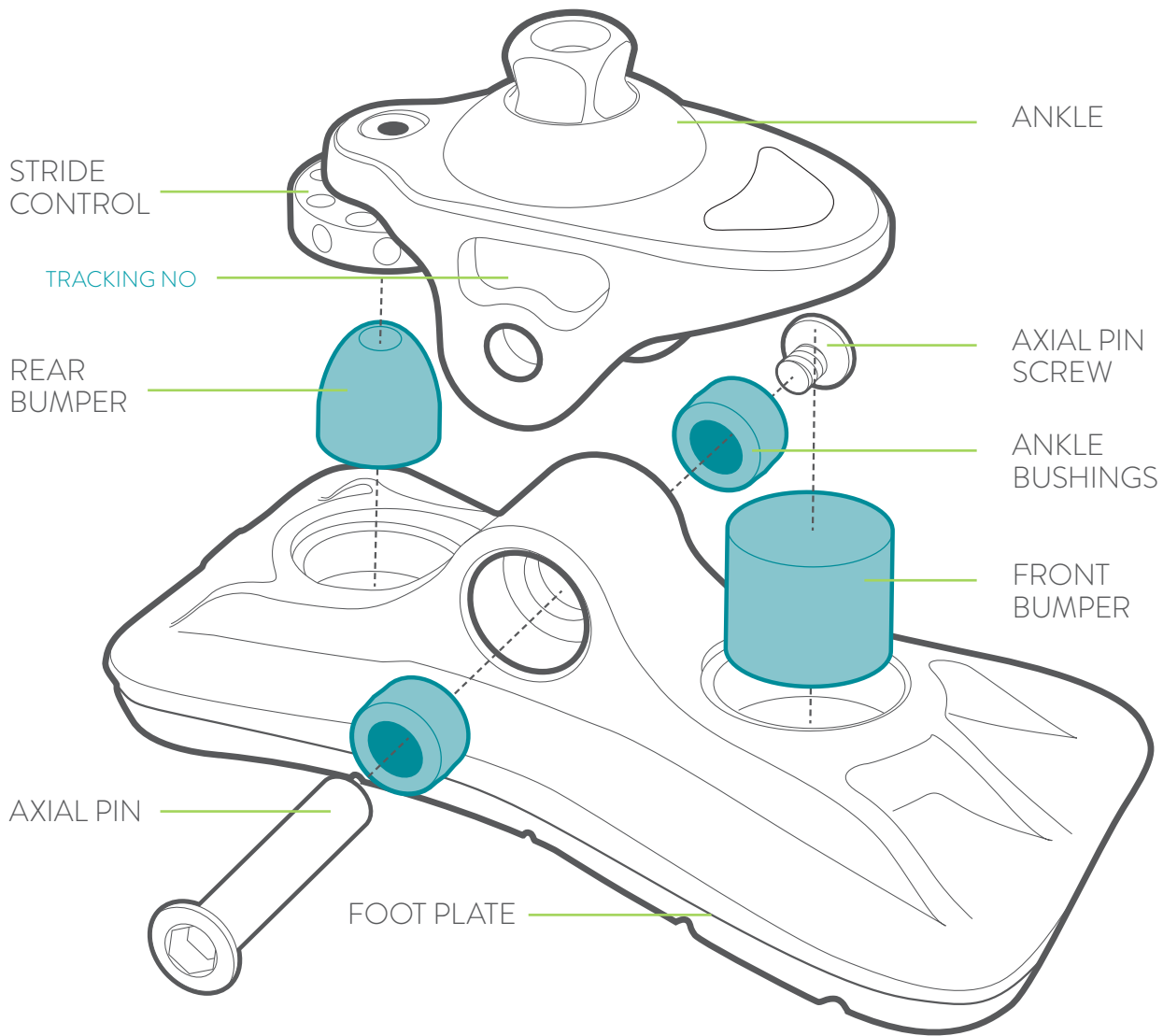
Endo foot, includes Sidekicks Bumper Kit and Pin Guide Tool

\*1 for single, 2 for pair. Example part number: SKAKS2

## SIDEKICKS GAIT MATCH CHART

kg	0-45	46-54	55-63	64-72	73-81	82-91	92-100	101-113	114-125
Firmness	<b>S</b>	<b>S</b>	<b>S</b>	<b>M</b>	<b>M</b>	<b>M</b>	<b>M</b>	<b>F</b>	<b>F</b>
Size	ONE SIZE								




# ANATOMY OF A SIDEKICKS



## HARDWARE

	PART NUMBER	DESCRIPTION
	CP AP L	Axial Pin, Long, 25-30cm
	CP APS	Axial Pin Screw
	CP SSET	Super Set Screws (8pc) M8 x 14mm

## TOOLS

	PART NUMBER	DESCRIPTION
	TGP 525	Pin Guide
	CP HK 4	Hex Key, 4mm
	TL LUB	TruLube Lubricant, 0.25 oz.




PART NO	DESCRIPTION
SK FP	Sidekicks Foot Plate

## SOFT COMPONENTS

FIRMNESS COLOR CODE: ■ SOFT ■ MEDIUM ■ FIRM

PART NO	DESCRIPTION
 V FBS A	Front Bumper, Soft, Size A
 V FBM A	Front Bumper, Medium, Size A
 V FBF A	Front Bumper, Firm, Size A
 V RBS B	Rear Bumper, Soft, Size B
 V RBM B	Rear Bumper, Medium, Size B

PART NO	DESCRIPTION
 V RFB B	Rear Bumper, Firm, Size B
 V RBX B	Rear Bumper, Extra Firm, Size B
 V ABS 2530	Ankle Bushing, Soft, 25-30cm
 V ABM 2530	Ankle Bushing, Medium, 25-30cm
 V ABF 2530	Ankle Bushing, Firm, 25-30cm

PART NO	DESCRIPTION
 SK BK 1	Sidekicks Bumper Kit, Single (See page 59 for contents)
 SK BK 2	Sidekicks Bumper Kit, Pair (See page 59 for contents)



M3/4

# soleus®



The first to incorporate Integrated Spring Technology (iST®), the Soleus provides natural movement with a progressive, 3-staged response and superior range of motion. The foot integrates Intelliweave composite springs through a tough, flexible plantar belt that responds to varying impacts. The unique, scaled design also provides 10 mm of vertical compliance for unbeatable comfort. The Soleus accommodates a moderate activity lifestyle up to the highest impact Paralympic athlete.

## FEATURES:

- Integrated Spring Technology
- Intelliweave composite
- 10mm of vertical shock

FUNCTION		MOUNTING	SIZES	IMPACT LVL	WEIGHT LIMIT	
Integrated Spring Technology		Endo (4-hole)	21-30 cm		21-24 cm	100 kg
					25-26 cm	113 kg
					27-30 cm	125 kg
BUILD HGT		WEIGHT*	WARRANTY	ENVIROHELL†		
21-24 cm	16.3 cm	667 g	3 years	 narrow & wide		
25-26 cm	18.0 cm					
27-30 cm	19.3 cm					

\*25cm with Enviroshell. †Caucasian, Tan, Brown and Jet Black.

## INCLUDED

Endo foot, includes: foot shell, cosmetic attachment plate (CAP), CPI sock and 4-hole fastener kit

## PART NUMBER

SO	SIDE	SHELL COLOR*	HOUSING	SIZE	WIDTH	WEIGHT LEVEL	IMPACT LEVEL	AMP LEVEL
	L OR R	C, B, T, OR J	S, G, P, M OR T	22-30	N OR W	SEE BELOW	L, M OR H	A OR B

\* (C)aucasian, (B)rown, (T)an or (J)et Black. †Silver, Gold, Pink, Midnight Black or Tactical. ‡(N)arrow or (W)ide. Wide only available in 24-30cm. Example part number: SO LCM 24N 6HB

## SOLEUS WEIGHT LEVEL CHART

kg	0-45	46-54	55-63	64-72	73-81	82-91	92-100	101-113	114-125
Weight Level	1	2	3	4	5	6	7	8	9
Size	21-30cm							25-30cm	27-30cm

## ENVIROHELL PART NUMBER

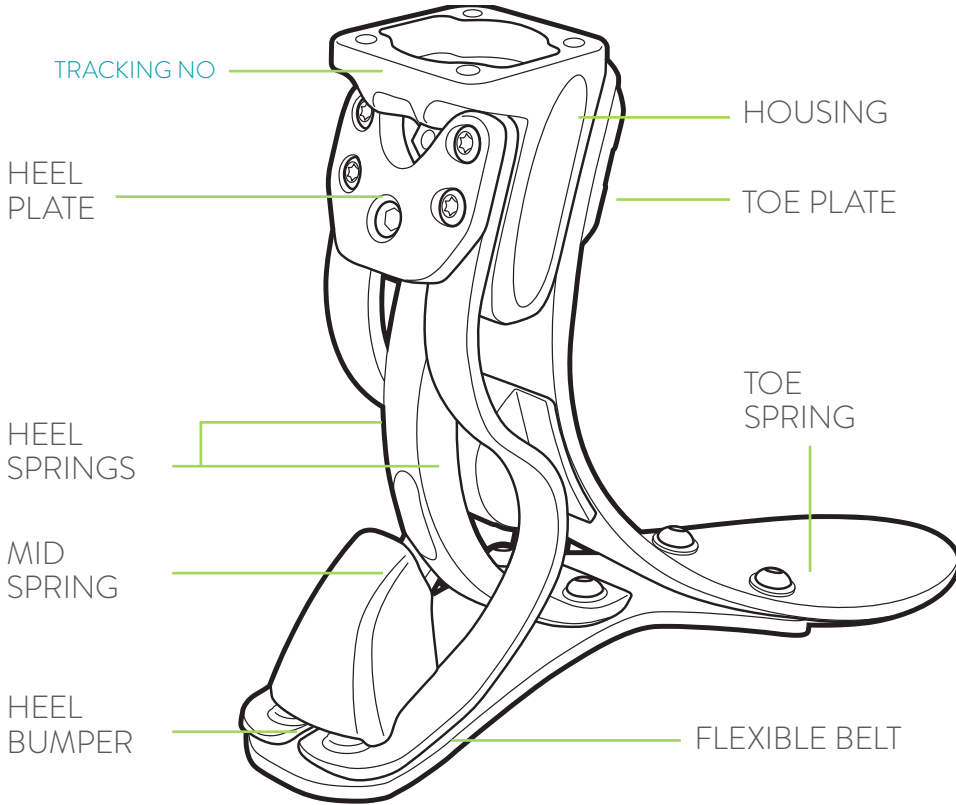
ENVIROHELL INCLUDED WITH EVERY FOOT ORDER

V S	SIDE	SHELL COLOR**	SIZE	WIDTH†
	L OR R	C, B, T, OR J	21-30	N OR W

\*\* (C)aucasian, (B)rown, (T)an or (J)et Black. †Wide shell only available in 24-30cm.



# ANATOMY OF A SOLEUS



## ENGRAVING OPTIONS

No additional cost. Allow one extra day for processing.

I AM FEARLESS	I AM STRONG	I AM DYNAMIC
HEART AND SOLEUS	WHOOOPS A DAISIES	SUPER STARS
LIGHTNING ON YOUR FEET	HOME OF THE BRAVE	FLAME ON

## HOUSING OPTIONS



## HARDWARE & TOOLS

PART NUMBER	DESCRIPTION
CP SSET	Super Set Screws (8pc) M8 x 14mm
TFH 800	Foot Horn, Stainless Steel
CP HK 4	Hex Key, 4mm

## INSPIRED BY HEROES BUILT FOR HEROES THE TACTICAL SOLEUS

The Tactical Soleus was inspired by Dale Beatty, Military Veteran, bilateral amputee and co-founder of Purple Heart Homes. Driven by the belief that no Veteran should be left behind, his organization provides personalized housing solutions for service-disabled Veterans and their families.

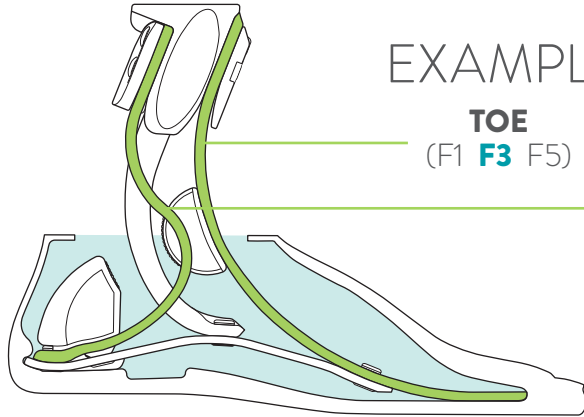


College Park donates \$200 of each Tactical Soleus purchase directly back to **Purple Heart Homes**. For more information visit [phhusa.org](http://phhusa.org)



# soleus® GAIT MATCHING

Soleus toe and heel springs are calculated independently for a more precise result.



EXAMPLE:

**TOE** (F1 **F3** F5)      **HEEL** (F1 F2 F3 **F4** F5 F6) = **F34**  
 F=FIRMNESS INDICATOR


21-24 cm		WEIGHT LEVEL								
		1	2	3	4	5	6	7	8	9
AMP LEVEL	IMPACT	0-45 kg	46-54	55-63	64-72	73-81	82-91	92-100	101-113	114-125
BK	Moderate	F11	F11	F12	F33	F34	F55	F55		
	High	F11	F12	F33	F34	F55	F55			
AK	Moderate	F11	F11	F11	F32	F33	F54	F55		
	High	F11	F11	F32	F33	F54	F55			

25-26 cm		WEIGHT LEVEL								
		1	2	3	4	5	6	7	8	9
AMP LEVEL	IMPACT	0-45 kg	46-54	55-63	64-72	73-81	82-91	92-100	101-113	114-125
BK	Moderate	F12	F12	F12	F12	F33	F34	F55	F76	
	High	F12	F12	F12	F33	F34	F55	F56	F76	
AK	Moderate	F12	F12	F12	F12	F32	F33	F54	F75	
	High	F12	F12	F12	F32	F33	F54	F55	F76	

27-31 cm		WEIGHT LEVEL								
		1	2	3	4	5	6	7	8	9
AMP LEVEL	IMPACT	0-100lbs	101-120	121-140	141-160	161-180	181-200	201-220	221-250	251-275
BK	Moderate	F11	F11	F11	F11	F11	F12	F33	F54	F55
	High	F12	F12	F12	F12	F12	F33	F34	F55	F55
AK	Moderate	F11	F11	F11	F11	F11	F11	F32	F53	F54
	High	F11	F11	F11	F11	F11	F32	F33	F54	F55




## COSMETIC ATTACHMENT PLATE (CAP)

	PART NUMBER (LEFT/RIGHT)	DESCRIPTION	ADDITIONAL INFORMATION
	V CLΔ 2124    V CRΔ 2124	Cosmetic Attachment Plate (left or right), 21-24cm	Plastic ring snaps into foot shell for easy cosmetic finishing.
	V CLΔ 2526    V CRΔ 2526	Cosmetic Attachment Plate (left or right), 25-26cm	
	V CLΔ 2730    V CRΔ 2730	Cosmetic Attachment Plate (left or right), 27-30cm	

Δ Indicate Color. (C)aucasian, (B)rown or (T)an.






## SHELLTREAD






	PART NUMBER (LEFT/RIGHT)	DESCRIPTION	ADDITIONAL INFORMATION
	V TLN xx    V TRN xx	Shelltread (left or right) Neutral (indicate size, width)	Increases durability and prevents premature wear of foot shell.
	V TLJ xx    V TRJ xx	Shelltread (left or right) Jet Black (indicate size, width)	

## SOCKS

	PART NUMBER	DESCRIPTION	ADDITIONAL INFORMATION
	SO SS 2126	CPI Sock, 21-26cm	Highly durable sock that acts as a noise barrier and protects the foot from debris.
	SO SS 2730	CPI Sock, 27-30cm	
	SO SSK 2126	CPI Sock, 6-pack, 21-26cm	
	SO SSK 2730	CPI Sock, 6-pack, 27-30cm	

## 4-HOLE ADAPTERS

	PART NUMBER	DESCRIPTION
	4HPRT	4-hole Pyramid Receiver, Titanium
	4HPRRT	4-hole Pyramid Receiver, Rotatable, Titanium
	4HPAT	4-hole Pyramid Adapter, Titanium
	4HPART	4-hole Pyramid Adapter, Rotatable, Titanium
	4HPHT	4-hole Pyramid Adapter with pin-lock hole, Titanium

	PART NUMBER	DESCRIPTION
	4HPHRT	4-hole Pyramid Adapter with pin-lock hole, Rotatable, Titanium
	4HPA DOT	4-hole Pyramid Adapter, Diagonal Offset, Titanium
	4HPA AOT	4-hole Pyramid Adapter, Axial Offset, Titanium
	4HFK 14	4-hole Fastener Kit (4pc) M6 x 14mm, Non-Rotatable Adapters
	4HFK 16	4-hole Fastener Kit (4pc) M6 x 16mm, Rotatable Adapters



M2

# trés®

The Trés provides high-end College Park gait matching in a value class foot. The service-free design comes with a full length toe lever, providing stored energy for a natural response and extra ground contact for stability. The Trés is custom built for each individual and is an ideal solution for low impact patients that need extra durability and controlled range of motion.

## FEATURES:

- Intelliweave composite
- Service free design
- Custom Gait Match



FUNCTION	MOUNTING	SIZES	IMPACT LVL	WEIGHT LIMIT	
M2	Endo (IP)	21-30 cm		21-24 cm	136 kg
				25-30 cm	150 kg
BUILD HGT	WEIGHT*	WARRANTY	ENVIROHELL†		
6.4 cm	500g	2 years	 standard		

\*25cm with Enviroshell. †Caucasian, Tan, and Brown.

## PART NUMBER

**TE**

SIDE	SHELL COLOR*
L or R	C, B, or T

**EN**

SIZE
21-30

WEIGHT LEVEL
SEE BELOW

**L**

\*(C)aucasian, (B)rown, or (T)an. Shell width is standard. Example part number: TE LCEN 24 6L

### INCLUDED

Endo foot, includes: bonded sandal toe foot shell

## TRÉS WEIGHT LEVEL CHART

kg	0-45	46-54	55-63	64-72	73-81	82-91	92-100	101-113	114-125	126-136	137-150
Weight Level	<b>1</b>	<b>2</b>	<b>3</b>	<b>4</b>	<b>5</b>	<b>6</b>	<b>7</b>	<b>8</b>	<b>9</b>	<b>10</b>	<b>11</b>
Size	21-30 cm										25-30 cm

# ANATOMY OF A TRÉS

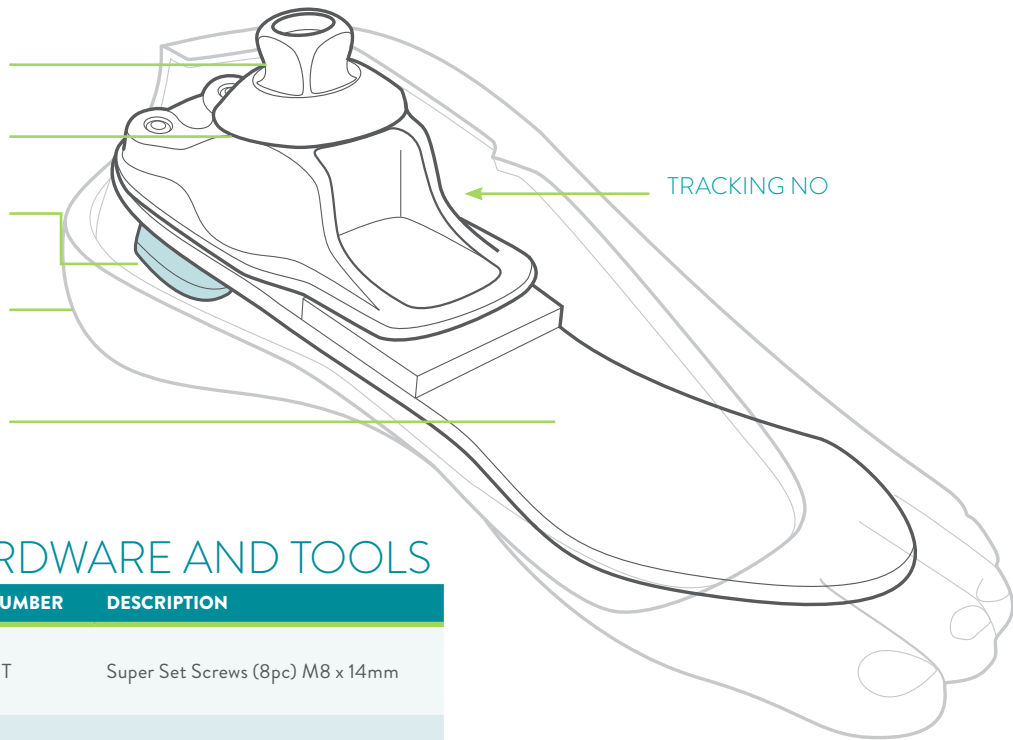
INTEGRATED  
PYRAMID

HOUSING



PERMANENT  
REAR BUMPER

BONDED  
ENVIROHELL


FOREHEEL



## HARDWARE AND TOOLS

	PART NUMBER	DESCRIPTION
	CP SSET	Super Set Screws (8pc) M8 x 14mm
	CP HK 4	Stride Control Key, 4mm

## SHELLTREAD

	PART NUMBER (LEFT/RIGHT)	DESCRIPTION	ADDITIONAL INFORMATION
	CS TLN x CS TRN x	Shelltread (left or right), Neutral (indicate size)	Increases durability and prevents premature wear of foot shell.

## trés® GAIT MATCHING



IMPACT LEVEL	WEIGHT LEVEL										
	1	2	3	4	5	6	7	8	9	10	11
	0-45 kg	46-54	55-63	64-72	73-81	82-91	92-100	101-113	114-125	126-136	137-150
	21-28cm						25-30 cm				
Low	S	S	S	M	M	F	F	XF	XF	XF	2X
Moderate	S	S	M	M	F	F	F	XF	XF	XF (2X 25-30)	2X



M3

# tribute®

The Tribute delivers dependable performance in a value package with a tri-axial design and Intelliweave® composite technology. Lightweight, with a full-length toe lever and a low frequency response allows for a full range of motion and firm footing on varied terrain. The Tribute is an ideal solution for initial fittings and low to moderate impact users.



## FEATURES:

- Intelliweave composite
- Customizable StrideControl
- Tri-axial movement

FUNCTION	MOUNTING	SIZES	IMPACT LVL	WEIGHT LIMIT
Tri-Axial	Endo (IP)	21-30 cm		100 kg
BUILD HGT	WEIGHT*	WARRANTY	ENVIROHELL†	
6.1 cm	529g	2 years		

\*26 cm model, including Envirosheel. †Caucasian, Tan, Brown or Jet Black.

## INCLUDED

Endo foot, includes: foot shell and CPI sock. Cosmetic Attachment Plate (CAP) included with standard toe shell.

## PART NUMBER

SIDE	SHELL COLOR*	SANDAL TOE†	SIZE	WIDTH‡	WEIGHT LEVEL	IMPACT LEVEL	AMP LEVEL
					SEE BELOW	L OR M	A OR B
<b>TB</b>	L OR R	C, B, OR T	<b>EN</b>	S	21-30	N OR W	

\* (C)aucasian, (B)rown or (T)an. † (S)andal. Leave blank for regular toe. ‡ (N)arrow or (W)ide. Wide not available for Sandal Toe.  
Example part number: TB LCEN 24N 5MB

## TRIBUTE WEIGHT LEVEL CHART

kg	0-45	46-54	55-63	64-72	73-81	82-91	92-100
Weight Level	<b>1</b>	<b>2</b>	<b>3</b>	<b>4</b>	<b>5</b>	<b>6</b>	<b>7</b>
Size	21-30 cm						

## ENVIROHELL PART NUMBER

ENVIROHELL INCLUDED WITH EVERY FOOT ORDER

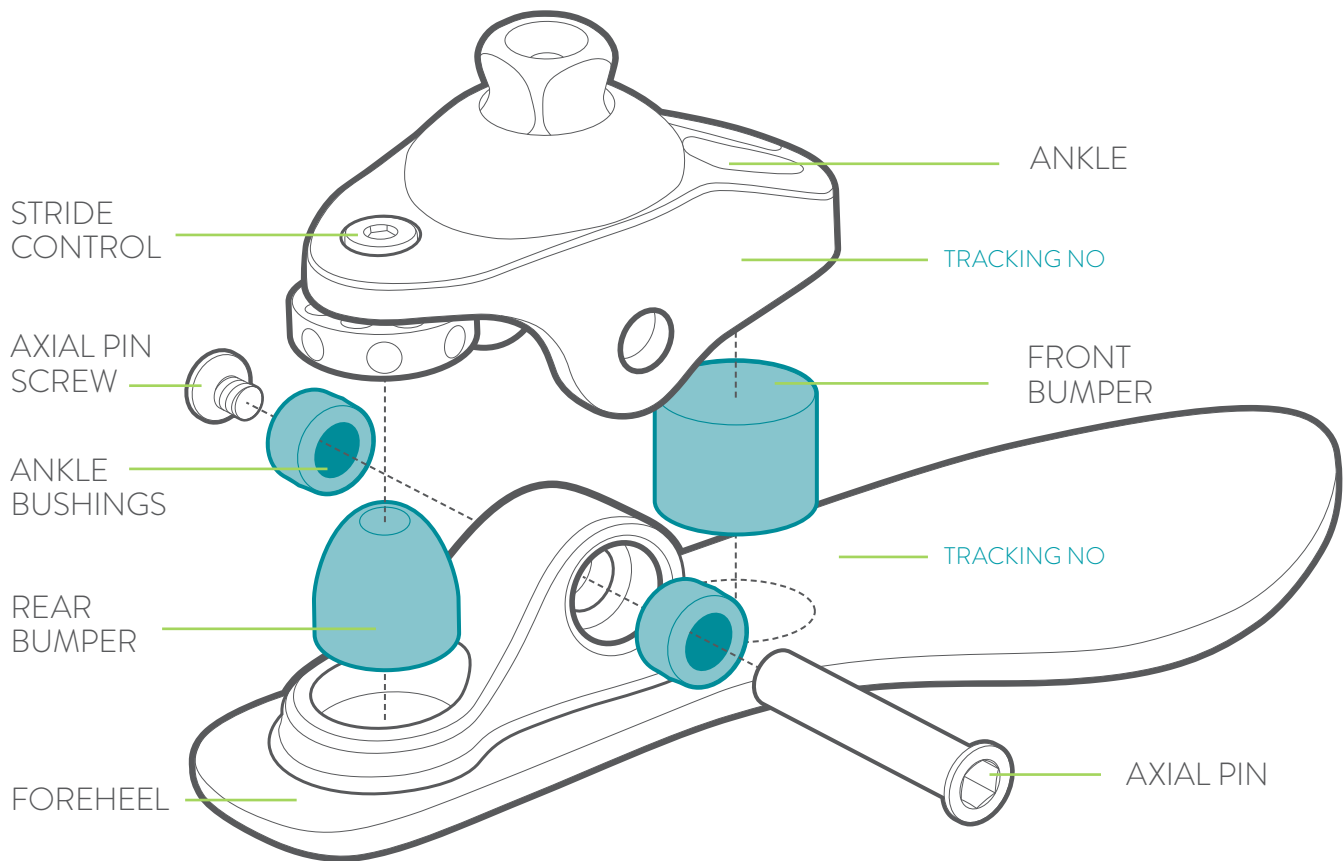
TOE*	SIDE	SHELL COLOR**	SIZE	WIDTH‡	
V OR CS	S	L OR R	C, B, T, OR J	21-30	N OR W

\*V for Regular toe. CS for Sandal Toe. \*\* (C)aucasian, (B)rown, (T)an or (J)et Black. Sandal Toe not available in Jet Black. ‡ (W)ide shell. Only available in 24-30cm. Wide not available in Sandal Toe.



CAUCASIAN





# ANATOMY OF A TRIBUTE



## HARDWARE

	PART NUMBER	DESCRIPTION
	CP AP L	Axial Pin, Long, 25-30cm
	CP APS	Axial Pin Screw
	CP SSET	Super Set Screws (8pc) M8 x 14mm

## TOOLS

	PART NUMBER	DESCRIPTION
	TFH 800	Foot Horn, Stainless Steel
	TGP 525	Pin Guide
	CP HK 4	Hex Key, 4mm
	TL LUB	TruLube Lubricant, 0.25 oz.


**tribute®** GAIT MATCHING

 FIRMNESS COLOR CODE: ■ SOFT ■ MEDIUM ■ FIRM

21-24 cm		WEIGHT LEVEL						
		1	2	3	4	5	6	7
IMPACT LEVEL	COMPONENT	0-45 kg	46-54	55-63	64-72	73-81	82-91	92-100
LOW	Front Bumper	S	S	M	M	M	M	F
	Ankle Bushings	M	M	M	M	M	M	F
	Rear Bumper	S	S	M	M	F	XF	XF
MODERATE	Front Bumper	S	M	M	M	M	F	F
	Ankle Bushings	M	M	M	M	M	M	F
	Rear Bumper	S	M	M	F	F	XF	XF

25-26 cm		WEIGHT LEVEL						
		1	2	3	4	5	6	7
IMPACT LEVEL	COMPONENT	0-45 kg	46-54	55-63	64-72	73-81	82-91	92-100
LOW	Front Bumper	S	S	M	M	M	M	F
	Ankle Bushings	M	M	M	M	M	M	F
	Rear Bumper	S	S	M	M	F	F	XF
MODERATE	Front Bumper	S	M	M	M	M	F	F
	Ankle Bushings	M	M	M	M	M	F	F
	Rear Bumper	S	M	M	M	F	XF	XF

27-30 cm		WEIGHT LEVEL						
		1	2	3	4	5	6	7
IMPACT LEVEL	COMPONENT	0-45 kg	46-54	55-63	64-72	73-81	82-91	92-100
LOW	Front Bumper	S	S	M	M	M	M	F
	Ankle Bushings	M	M	M	M	M	M	F
	Rear Bumper	S	S	M	M	F	XF	XF
MODERATE	Front Bumper	S	M	M	M	M	F	F
	Ankle Bushings	M	M	M	M	F	F	F
	Rear Bumper	S	M	M	M	F	XF	XF

## COSMETIC ATTACHMENT PLATE (CAP)

	PART NUMBER (LEFT/RIGHT)	DESCRIPTION	ADDITIONAL INFORMATION
	V CLΔ 2124    V CRΔ 2124	Cosmetic Attachment Plate (left or right), 21-24cm	Plastic ring snaps into foot shell for easy cosmetic finishing. Standard toe only.
	V CLΔ 2526    V CRΔ 2526	Cosmetic Attachment Plate (left or right), 25-26cm	
	V CLΔ 2730    V CRΔ 2730	Cosmetic Attachment Plate (left or right), 27-30cm	

Δ Indicate Color. (C)aucasian, (B)rown or (T)an.

## SHELLTREAD

	PART NUMBER (LEFT/RIGHT)	DESCRIPTION	ADDITIONAL INFORMATION
	V TLN xx    V TRN xx	Shelltread (left or right) Neutral (indicate size, width)	Increases durability and prevents premature wear of foot shell.
	V TLJ xx    V TRJ xx	Shelltread (left or right) Jet Black (indicate size, width)	
	CS TLN x    CS TRN x	Shelltread - Sandal Toe (left or right) Neutral (indicate size)	

## SOCKS

	PART NUMBER	DESCRIPTION	ADDITIONAL INFORMATION
	V SS 2124	CPI Sock, 21-24cm	Highly durable sock that acts as a noise barrier and protects the foot from debris.
	V SS 2526	CPI Sock, 25-26cm	
	V SS 2730	CPI Sock, 27-30cm	
	V SSK 2124	CPI Sock, 6-pack, 21-24cm	
	V SSK 2526	CPI Sock, 6-pack, 25-26cm	
	V SSK 2730	CPI Sock, 6-pack, 27-30cm	

## SOFT COMPONENTS

FIRMNESS COLOR CODE: ■ SOFT ■ MEDIUM ■ FIRM

PART NO	DESCRIPTION
V BK 2130	Venture & Tribute Bumper Kit (See page 58 for contents)
V FBS x	Front Bumper, Soft (indicate pocket size*)
V FBM x	Front Bumper, Medium (indicate pocket size*)
V FBF x	Front Bumper, Firm (indicate pocket size*)
V RBS x	Rear Bumper, Soft (indicate pocket size†)
V RBM x	Rear Bumper, Medium (indicate pocket size†)

PART NO	DESCRIPTION
V RBF x	Rear Bumper, Firm (indicate pocket size†)
V RBX x	Rear Bumper, Extra Firm (indicate pocket size†)
TS ABS	Ankle Bushing, Soft, 21-30cm
TS ABM	Ankle Bushing, Medium, 21-30cm
TS ABF	Ankle Bushing, Firm, 21-30cm

\*Pocket size: 21-24cm: C, 25-26cm: B, 27-30cm: A

†Pocket size: 21-24cm: D, 25-26cm: C, 27-30cm: B

## BONE ASSEMBLIES

PART NO (LEFT/RIGHT)	DESCRIPTION
TB ENA 2124	Endo Ankle, 21-24cm
TB ENA 2526	Endo Ankle, 25-26cm
TB ENA 2730	Endo Ankle, 27-30cm
TB FHL x    TB FHR x	Foreheel (fits regular foot shell, indicate left or right, size)
TB FHS x	Foreheel (fits sandal toe foot shell, indicate size)



# truper®

KIDS

The rugged Truper foot combines high energy with stability for active kids. The foot's flexible foreheel and bumpers store energy for a smooth, controlled transition from standing to running. Made to easily adjust for growing children, the Truper offers two size ranges that provide flexibility through adolescence.



## FEATURES:

- Tri-axial function
- Highly customizable
- Easy growth capabilities

FUNCTION	MOUNTING	SIZES	IMPACT LVL	WEIGHT LIMIT	
Tri-Axial	Endo (IP) Exo (ALX)	16-21 cm		16-18 cm	45 kg
				19-21 cm	60 kg
BUILD HGT	WEIGHT*	WARRANTY		ENVIROSHELL†	
See chart on right	215g (16 cm) 314g (21 cm)	1 year			

BUILD HEIGHT		
	16-18 cm	19-21 cm
IP	5.3 cm	6.1 cm
ALX	11.0 cm	11.8 cm

\*Including Enviroshell. †Caucasian, Tan or Brown.

## PART NUMBER

TP

SIDE	SHELL COLOR*	MOUNTING	SIZE	WEIGHT LEVEL
L OR R	C, B, OR T	EN OR ALX	16-21	SEE BELOW

H

\*(C)aucasian, (B)rown, or (T)an. †(EN)do, Exo (ALX). Shell width is standard.  
Example part number: TP LCEN 17 2H

### INCLUDED

Endo foot, includes: foot shell, CPI sock and optional sealing boot  
Exo foot, includes: foot shell and CPI sock. Exo block sold separately

## TRUPER WEIGHT LEVEL CHART

kg	0-22	23-33	34-45	46-54	55-63
Weight Level	A	B	1	2	3
Size	16-21 cm			19-21 cm	

## ENVIROSHELL PART NUMBER

ENVIROSHELL INCLUDED WITH EVERY FOOT ORDER

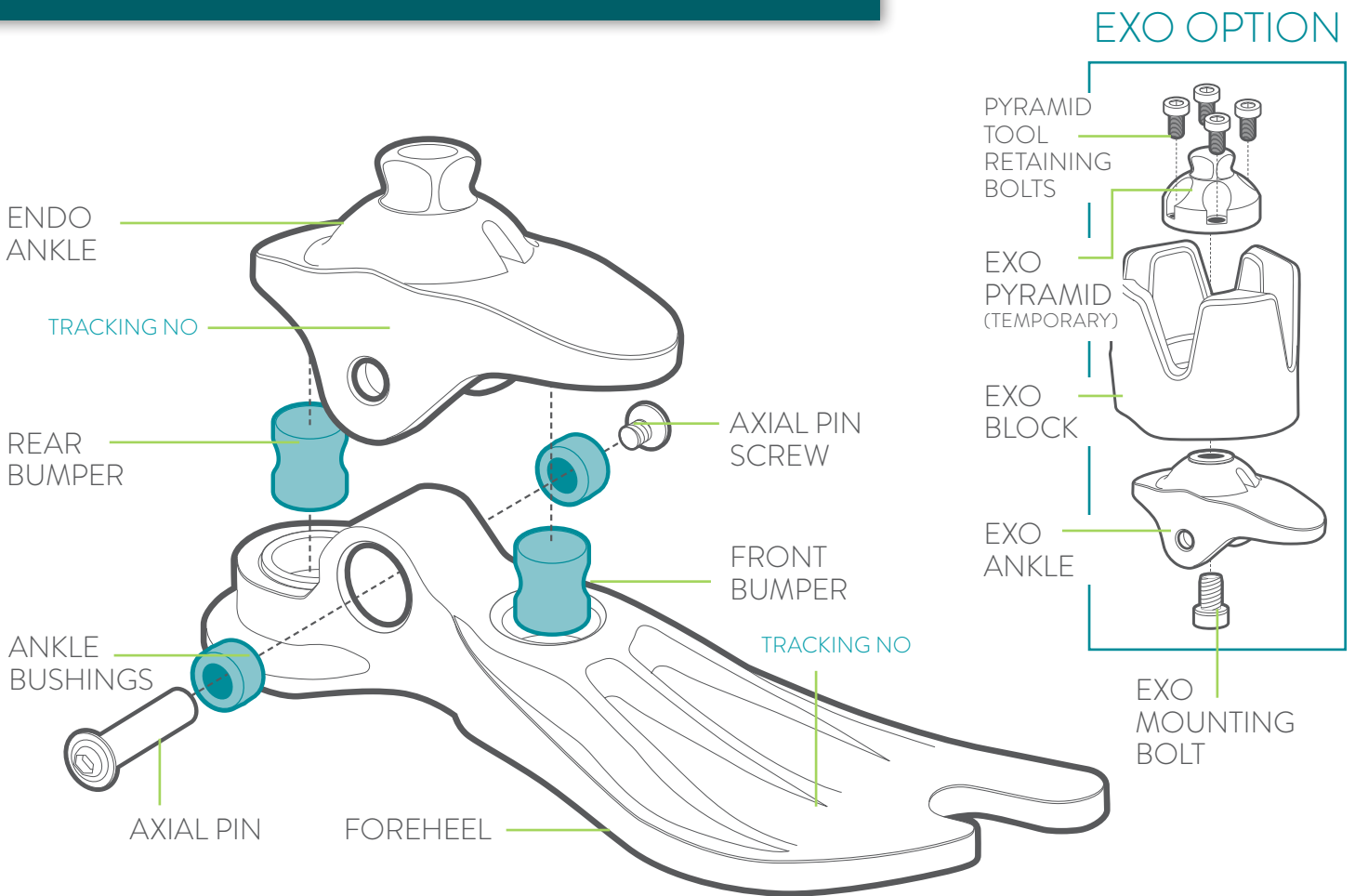
EXO*	SIDE	SHELL COLOR**	SIZE
X	L OR R	C, B OR T	16-21

\*E(X)o foot shell. Leave blank for Endo. Exo shells require an extra day for processing. \*\*C)aucasian, (B)rown or (T)an.










# ANATOMY OF A TRUPER



## HARDWARE

	PART NUMBER	DESCRIPTION
	TP AP 1618	Axial Pin, 16-18cm
	TP AP 1921	Axial Pin, 19-21cm
	CP APS	Axial Pin Screw
	TP SH 8X16	Exo Mounting Bolt, M8 x 16mm
	TP SH 8X30	Exo Mounting Bolt, M8 x 30mm
	TP RBK	Pyramid Tool Retaining Bolt Kit (4pc) M5 x 10mm
	TP DP 4X12	Dowel Pin, M4 x 12mm
	TP DP 4X8	Dowel Pin, M4 x 8mm

## TOOLS

	PART NUMBER	DESCRIPTION
	TP GMK 1621	Truper Gait Matching Kit (See page 59 for contents)
	TFH 800	Foot Horn, Stainless Steel
	TP PG	Truper Pin Guide
	CP HK 4	Hex Key, 4mm
	TL LUB	TruLube Lubricant, 0.25 oz.


# truper® GAIT MATCHING

FIRMNESS COLOR CODE:  SOFT  MEDIUM  FIRM

COMPONENT	WEIGHT LEVEL				
	A	B	1	2	3
	0-22 kg	23-33	34-45	46-54	55-63
	16-21cm		19-21cm		
Front Bumper	S	M	F	F	F
Ankle Bushings	M	M	M	M	M
Rear Bumper	S	M	F	F	F


## truper® PARTS

### SEALING BOOTS

	PART NUMBER (LEFT/RIGHT)	DESCRIPTION	ADDITIONAL INFORMATION
	TP SBLΔ 1618    TP SBRΔ 1618	Sealing Boot (left or right), 16-18cm	Keeps dirt and debris from the inside of the shell.
	TP SBLΔ 1921    TP SBRΔ 1921	Sealing Boot (left or right), 19-21cm	

Δ Indicate Color. (C)aucasian, (B)rown or (T)an.

### SHELLTREAD

	PART NUMBER (LEFT/RIGHT)	DESCRIPTION	ADDITIONAL INFORMATION
	TP TLN x    TP TRN x	Shelltread (left or right), Neutral (indicate size)	Increases durability and prevents premature wear of foot shell.

### FINISHING RINGS

	PART NUMBER (LEFT/RIGHT)	DESCRIPTION	ADDITIONAL INFORMATION
	TP FRLC 1618    TP FRRC 1618	Finishing Ring (left or right) Caucasian, 16-18cm	Cosmetic foam spacers used to cover growth plates. Snaps into the foot shell. For exoskeletal prostheses only.
	TP FRLC 1921    TP FRRC 1921	Finishing Ring (left or right) Caucasian, 19-21cm	
	TP FRLB 1618    TP FRRB 1618	Finishing Ring (left or right) Brown, 16-18cm	
	TP FRLB 1921    TP FRRB 1921	Finishing Ring (left or right) Brown, 19-21cm	

### SOCKS

	PART NUMBER	DESCRIPTION	ADDITIONAL INFORMATION
	TP SS 1621	CPI Sock, 16-21cm	Highly durable sock that acts as a noise barrier and protects the foot from debris.
	TP SSX 1618	CPI Exo Sock, 16-18cm	

## SOFT COMPONENTS

 FIRMNESS COLOR CODE: ■ SOFT ■ MEDIUM ■ FIRM

PART NO	DESCRIPTION	PART NO	DESCRIPTION	PART NO	DESCRIPTION
 TP BK 1618	Truper Bumper Kit, 16-18cm (See page 58 for contents)	 TP BM 1618	Bumper, Medium, 16-18cm	 TP ABM 1618	Ankle Bushing, 16-18cm
 TP BK 1921	Truper Bumper Kit, 19-21cm (See page 58 for contents)	 TP BM 1921	Bumper, Medium, 19-21cm	 TP ABM 1921	Ankle Bushing, 19-21cm
 TP BS 1618	Bumper, Soft, 16-18cm	 TP BF 1618	Bumper, Firm, 16-18cm		
 TP BS 1921	Bumper, Soft, 19-21cm	 TP BF 1921	Bumper, Firm, 19-21cm		

## BONE ASSEMBLIES

PART NO	DESCRIPTION
 TP ENA 1618	Endo Ankle, 16-18cm
 TP ENA 1921	Endo Ankle, 19-21cm
 TP ALXA 1618	Exo Ankle, 16-18cm
 TP ALXA 1921	Exo Ankle, 19-21cm
 TP FHAL x	TP FHAR x Foreheel (indicate left or right, size)

## EXO MOUNTING ADAPTERS

PART NO	DESCRIPTION
 TP XBKL 1618	TP XBKR 1618 Alignable Exo Block Kit (left or right) 16-18cm
 TP XBKL 1921	TP XBKR 1921 Alignable Exo Block Kit (left or right) 19-21cm
 TP GKLC 1618	TP GKRC 1618 Growth Plate Kit (left or right) Caucasian, 16-18cm
 TP GKLB 1618	TP GKRB 1618 Growth Plate Kit (left or right) Brown, 16-18cm
 TP GKLC 1921	TP GKRC 1921 Growth Plate Kit (left or right) Caucasian, 19-21cm
 TP GKLB 1921	TP GKRB 1921 Growth Plate Kit (left or right) Brown, 19-21cm
 TP GP 1618	Growth Plate, 16-18cm
 TP GP 1921	Growth Plate, 19-21cm
 TP EXPK 22	Exo Pyramid Tool Kit, 22 mm For temporary endoskeletal alignment during test fittings.



# truststep®

Original and unrivaled, the Truststep sets the standard for unsurpassed comfort and natural-feeling mobility. It was the first to provide correct movement in all planes allowing for nearly the same vertical motion, rotation and stability as an anatomical foot. With a full range of options available, the versatile design allows complete customization.

M3/4



## FEATURES:

- Tri-axial function
- Highly customizable
- Vertical compliance

FUNCTION	MOUNTING	SIZES	IMPACT LVL	WEIGHT LIMIT	
Tri-Axial	Endo (IP) Exo (ALX)	22-31 cm		Endo	136 kg
				Exo	160 kg
BUILD HGT	WEIGHT*	WARRANTY	ENVIROSHELL†		
8.7 cm (IP) 15.2 cm (ALX)	641g	3 years (18mo. 136+ kg)	 narrow & wide		

\*25cm with Enviroshell. †Caucasian, Tan, Brown and Jet Black.

INCLUDED
Endo foot includes: foot shell, CPI sock and optional sealing boot
Exo foot includes: foot shell and CPI sock. Exo block sold separately

## PART NUMBER

TS	SIDE	SHELL COLOR*	MOUNTING	SIZE	WIDTH	WEIGHT LEVEL	IMPACT LEVEL	AMP LEVEL
	L OR R	C, B, T, OR J	EN OR ALX	22-31	N OR W	SEE BELOW	L, M OR H	A OR B

\* (C)aucasian, (B)rown, (T)an or (J)et Black. † (EN)do, Exo (ALX). ‡ (N)arrow or (W)ide. Example part number: TS LCEN 24W 6MB

## TRUSTSTEP WEIGHT LEVEL CHART

kg	0-33	34-45	46-54	55-63	64-72	73-81	82-91	92-100	101-113	114-125	126-136	137-150	151-160
Weight Level	<b>B</b>	<b>1</b>	<b>2</b>	<b>3</b>	<b>4</b>	<b>5</b>	<b>6</b>	<b>7</b>	<b>8</b>	<b>9</b>	<b>10</b>	<b>11</b>	<b>12</b>
Size	22-31cm										22-31cm (Exo only)		

## ENVIROSHELL PART NUMBER

ENVIROSHELL INCLUDED WITH EVERY FOOT ORDER

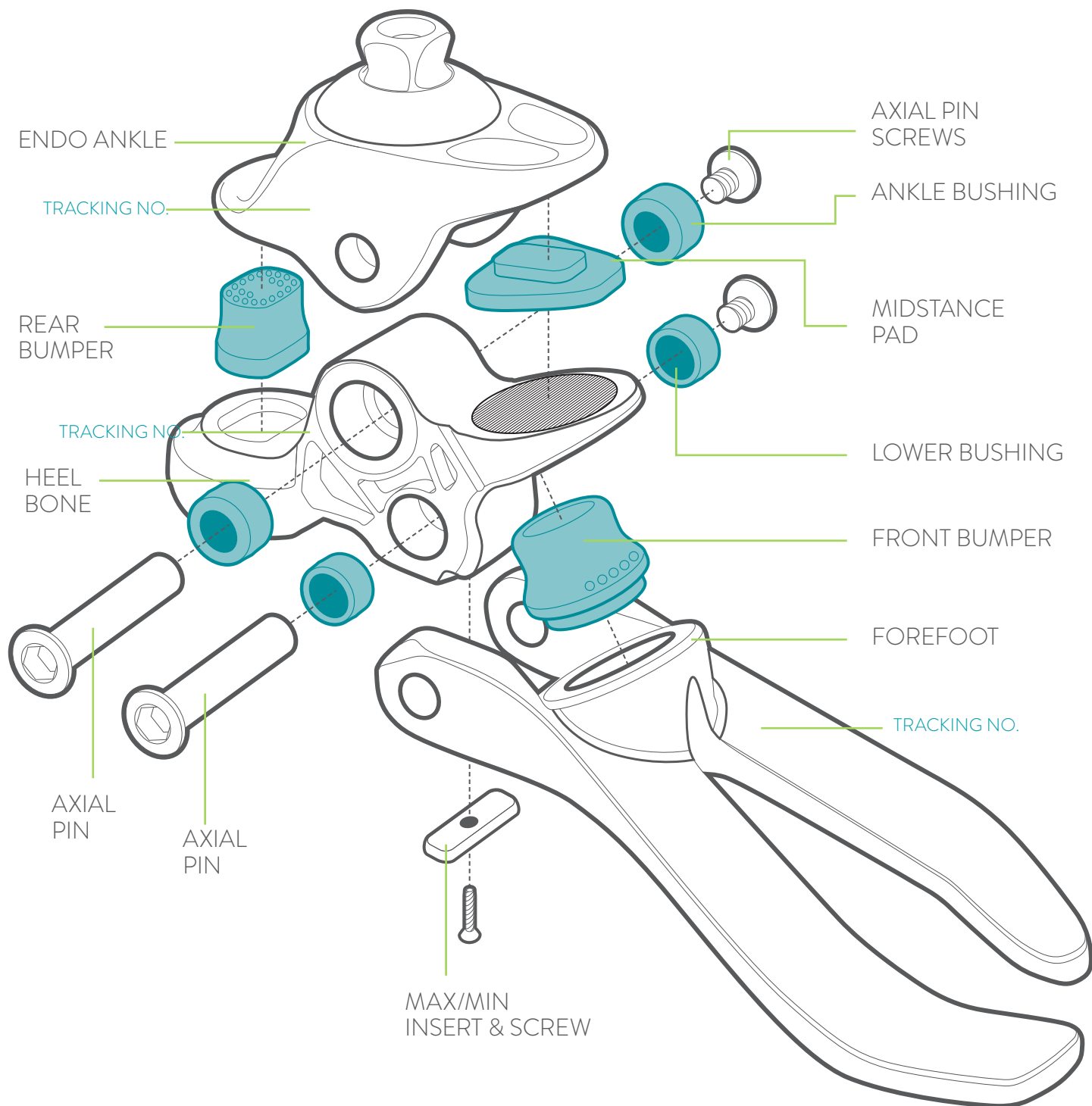


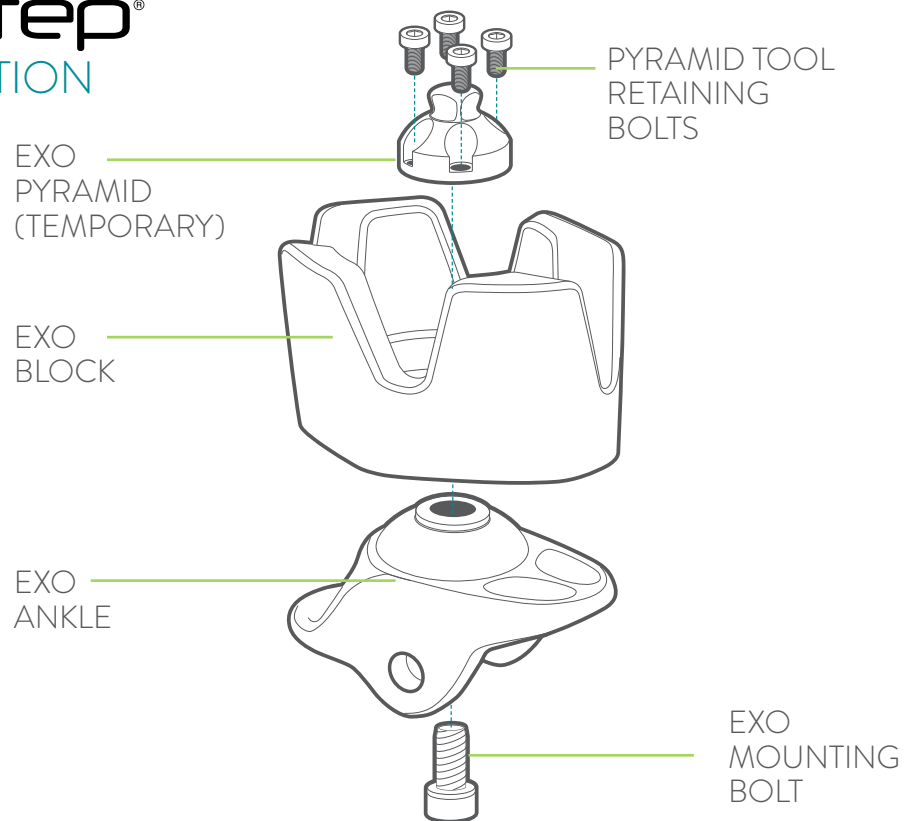
TS	EXO*	S	SIDE	SHELL COLOR**	SIZE	WIDTH†
	X		L OR R	C, B, T, OR J	22-31	N OR W

\* (X)exo foot shell. Leave blank for Endo. Exo shells require an extra day for processing.  
 \*\* (C)aucasian, (B)rown, (T)an or (J)et Black. † Wide shell only available in 24-31cm.



# ANATOMY OF A TRUSTEP





## HARDWARE

	PART NUMBER	DESCRIPTION
	CP AP L	Axial Pin, Long, 22-31cm
	CP APS	Axial Pin Screw
	TS MAX MH	Max Insert, Molded Heel
	TS MIN MH	Min Insert, Molded Heel
	TS IS MH	Max/Min Insert Screw, Molded Heel
	TS S10 25	Exo Mounting Bolt, M10 x 25mm
	TS RBK	Pyramid Tool Retaining Bolt Kit (4pc) M6 x 12mm
	CP SSET	Super Set Screws (8pc) M8 x 14mm

## TOOLS

	PART NUMBER	DESCRIPTION
	KTS TSG	Trustep Gait Matching Kit (See page 59 for contents)
	KTS 200 TK	Trustep Tool Kit (See page 59 for contents)
	TPT 700	Trustep Preloader
	TFH 800	Foot Horn, Stainless Steel
	TGP 525	Pin Guide
	CP HK 4	Hex Key, 4mm
	TL LUB	TruLube Lubricant, 0.25 oz.

## LOW IMPACT

COMPONENT	WEIGHT LEVEL												
	B	1	2	3	4	5	6	7	8	9	10	11	12
	0-33 kg	34-45	46-54	55-63	64-72	73-81	82-91	92-100	101-113	114-125	126-136	137-150	151-160
Front Bumper	1	2	3	4	4	5	6	6	7	7	8	8	8
Ankle Bushings	S	S	S	S	S	M	M	M	M	M	F	F	F
Midstance Pad	M	M	M	M	M	M	M	M	F	F	F	F	F
BK Rear Bumper	XS	XS	S	S	M	M	H	H	1X	1X	2X	2X	3X
AK Rear Bumper	XS	XS	XS	S	M	M	M	H	1X	1X	2X	2X	3X

## MODERATE IMPACT

COMPONENT	WEIGHT LEVEL												
	B	1	2	3	4	5	6	7	8	9	10	11	12
	0-33 kg	34-45	46-54	55-63	64-72	73-81	82-91	92-100	101-113	114-125	126-136	137-150	151-160
Front Bumper	1	2	3	4	5	6	6	7	7	7	8	8	8
Ankle Bushings	S	S	S	S	S	M	M	M	M	M	F	F	F
Midstance Pad	M	M	M	M	M	M	M	M	F	F	F	F	F
BK Rear Bumper	XS	XS	S	S	M	H	H	H	1X	2X	2X	3X	3X
AK Rear Bumper	XS	XS	S	S	M	M	H	H	1X	1X	2X	2X	3X

## HIGH IMPACT

COMPONENT	WEIGHT LEVEL												
	B	1	2	3	4	5	6	7	8	9	10	11	12
	0-33 kg	34-45	46-54	55-63	64-72	73-81	82-91	92-100	101-113	114-125	126-136	137-150	151-160
Front Bumper	2	3	4	5	6	6	7	7	8	8	8	8	8
Ankle Bushings	S	S	S	S	S	M	M	M	F	F	F	F	F
Midstance Pad	M	M	M	M	M	M	M	M	F	F	F	F	F
BK Rear Bumper	XS	S	S	M	H	H	1X	1X	2X	2X	2X	3X	3X
AK Rear Bumper	XS	XS	S	S	M	H	H	H	1X	2X	2X	2X	3X

## SEALING BOOTS

	PART NUMBER (LEFT/RIGHT)	DESCRIPTION	ADDITIONAL INFORMATION
	TS SBLΔ 2224    TS SBRΔ 2224	Sealing Boot (left or right), 22-24cm	
	TS SBLΔ 2526    TS SBRΔ 2526	Sealing Boot (left or right), 25-26cm	Keeps dirt and debris from the inside of the shell.
	TS SBLΔ 2730    TS SBRΔ 2730	Sealing Boot (left or right), 27-30cm	

Δ Indicate Color. (C)aucasian, (B)rown or (T)an.

## SHELLTREAD

	PART NUMBER (LEFT/RIGHT)	DESCRIPTION	ADDITIONAL INFORMATION
	TS TLN xx    TS TRN xx	Shelltread (left or right) Neutral (indicate size, width)	Increases durability and prevents premature wear of foot shell.
	TS TLJ xx    TS TRJ xx	Shelltread (left or right) Jet Black (indicate size, width)	

## SOCKS

	PART NUMBER	DESCRIPTION	ADDITIONAL INFORMATION
	TS SS 2231	CPI Sock, Truststep, 22-31cm	Highly durable sock that acts as a noise barrier and protects the foot from debris.
	TS SSK 2231	CPI Sock, Truststep, 6-pack	






## SOFT COMPONENTS

FIRMNESS COLOR CODE: ■ SOFT ■ MEDIUM ■ FIRM ■ RIGID



PART NO	DESCRIPTION	PART NO	DESCRIPTION	PART NO	DESCRIPTION
	KTS TSB    Truststep Bumper Kit (See page 58 for contents)		TS RB XS    Rear Bumper, XS		TS MP M    Midstance Pad, Medium
	TS FB 1    Front Bumper #1		TS RB S    Rear Bumper, S		TS MP F    Midstance Pad, Firm
	TS FB 2    Front Bumper #2		TS RB M    Rear Bumper, M		TS LB    Lower Bushing
	TS FB 3    Front Bumper #3		TS RB H    Rear Bumper, H		TS AB S    Ankle Bushing, Soft
	TS FB 4    Front Bumper #4		TS RB 1X    Rear Bumper, 1X		TS AB M    Ankle Bushing, Medium
	TS FB 5    Front Bumper #5		TS RB 2X    Rear Bumper, 2X		TS AB F    Ankle Bushing, Firm
	TS FB 6    Front Bumper #6		TS RB 3X    Rear Bumper, 3X		TS AB R    Ankle Bushing, Rigid
	TS FB 7    Front Bumper #7				
	TS FB 8    Front Bumper #8				
	TS FB 9    Front Bumper #9				



## BONE ASSEMBLIES

PART NUMBER		DESCRIPTION	ADDITIONAL INFORMATION
	TS ENA 2224	Endo Ankle, 22-24cm	
	TS ENA 2531	Endo Ankle, 25-31cm	
	TS ALXA 2224	Exo Ankle, 22-24cm	Available for users up to 352lbs.
	TS ALXA 2531	Exo Ankle, 25-31cm	
	TS MH 2224	Molded Heel Bone, 22-24cm	
	TS MH 2526	Molded Heel Bone, 25-26cm	
	TS MH 2731	Molded Heel Bone, 27-31cm	
	TS MHK 2224	Molded Heel Bone Kit, 22-24cm	Kit includes heel bone, max insert and max insert screw
	TS MHK 2526	Molded Heel Bone Kit, 25-26cm	
	TS MHK 2731	Molded Heel Bone Kit, 26-31cm	
	TS FF 2224L	TS FF 2224R	Forefoot Bone, 22-24 cm (left or right)
	TS FF xL	TS FF xR	Forefoot Bone, (indicate size: 25-30 cm, left or right)
	TS FF 31		Forefoot Bone, 31 cm

## EXO MOUNTING ADAPTERS

PART NUMBER		DESCRIPTION	ADDITIONAL INFORMATION
	TS XBKL 2224	TS XBKR 2224	Alignable Exo Block Kit (left or right) 22-24cm
	TS XBKL 2526	TS XBKR 2526	Alignable Exo Block Kit (left or right) 25-26cm
	TS XBKL 2731	TS XBKR 2731	Alignable Exo Block Kit (left or right) 27-31cm
	TS EXPK 30	Exo Pyramid Tool Kit, 30mm	For temporary endoskeletal alignment during test fittings.



# velocity®

M3/4



Recently redesigned and reinforced, the Velocity's coupled toe springs work together to provide a progressive, dynamic response. The smooth roll-over makes for a comfortable walking foot that kicks into gear during high impact activities. The foot combines high functionality for thrill seekers, and no maintenance to keep them on the go.

## FEATURES:

- Integrated Spring Technology
- Wedges for fine tuning
- Lower profile

FUNCTION		MOUNTING	SIZES	IMPACT LVL	WEIGHT LIMIT	
Integrated Spring Technology		Endo (IP)	25-30 cm		25-26 cm	113 kg
					27-30 cm	125 kg
BUILD HGT		WEIGHT*	WARRANTY	ENVIROHELL†		
25-26 cm	12.0 cm	631 g	3 years	 narrow & wide		
27-30 cm	13.2 cm					

\*25cm with Enviroshell. †Caucasian, Tan, Brown and Jet Black.

**INCLUDED**  
Endo foot, includes: foot shell, cosmetic attachment plate (CAP), CPI sock and wedge kit

## PART NUMBER

**VL** SIDE SHELL COLOR\* HOUSING† **EN** SIZE WIDTH‡ WEIGHT LEVEL IMPACT LEVEL

**L** OR **R** **C, B, T, OR J** **E** OR **S** **25-30** **N** OR **W** **SEE BELOW** **L, M** OR **H**

\*(C)aucasian, (B)rown, (T)an or (J)et Black. †(E)lectric Green or (S)ilver. ‡(N)arrow or (W)ide. Example part number: VL LCEEN 27W 6H

## VELOCITY WEIGHT LEVEL CHART

lbs	0-45	46-54	55-63	64-72	73-81	82-91	92-100	101-113	114-125
Weight Level	<b>1</b>	<b>2</b>	<b>3</b>	<b>4</b>	<b>5</b>	<b>6</b>	<b>7</b>	<b>8</b>	<b>9</b>
Size	25-30cm								27-30cm


## ENVIROHELL PART NUMBER

ENVIROHELL INCLUDED WITH EVERY FOOT ORDER

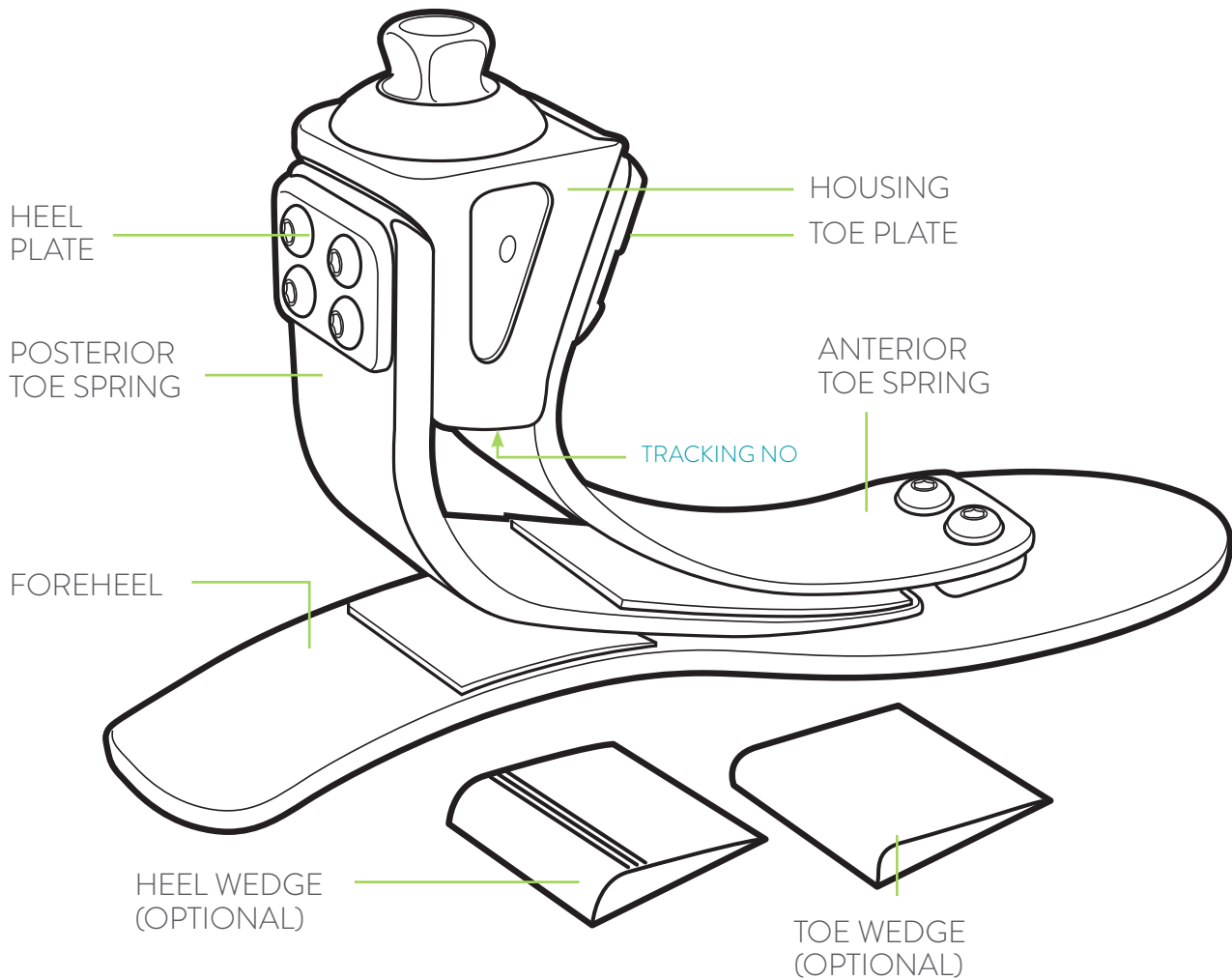
**V S** SIDE SHELL COLOR\*\* SIZE WIDTH

**L** OR **R** **C, B, T, OR J** **25-30** **N** OR **W**

\*\* (C)aucasian, (B)rown, (T)an or (J)et Black.






# ANATOMY OF A VELOCITY



## HARDWARE

	PART NUMBER	DESCRIPTION
	VL HWK 2526	Velocity Wedge Kit, 25-26cm
	VL HWK 2730	Velocity Wedge Kit, 27-30cm
	CP SSET	Super Set Screws (8pc) M8 x 14mm

## TOOLS


	PART NUMBER	DESCRIPTION
	TFH 800	Foot Horn, Stainless Steel
	CP HK 4	Hex Key, 4mm
	CA 409	Cyanoacrylate Adhesive, 409 Gel (CA glue)

25-26 cm	WEIGHT LEVEL								
	1	2	3	4	5	6	7	8	9
<b>IMPACT LEVEL</b>	0-45 kg	46-54	55-63	64-72	73-81	82-91	92-100	101-113	114-125
Low/Moderate	S	S	S	M	M	F	XF	2X	
High	S	M	M	F	F	XF	2X	3X	

27-30 cm	WEIGHT LEVEL								
	1	2	3	4	5	6	7	8	9
<b>IMPACT LEVEL</b>	0-45 kg	46-54	55-63	64-72	73-81	82-91	92-100	101-113	114-125
Low/Moderate	S	S	S	S	M	M	F	XF	2X
High	S	S	S	S	M	M	F	XF	2X



**velocity**<sup>®</sup> PARTS

## COSMETIC ATTACHMENT PLATE (CAP)


	PART NUMBER (LEFT/RIGHT)		DESCRIPTION	ADDITIONAL INFORMATION
	V CLΔ 2526	V CRΔ 2526	Cosmetic Attachment Plate (left or right), 25-26cm	Plastic ring snaps into foot shell for easy cosmetic finishing.
	V CLΔ 2730	V CRΔ 2730	Cosmetic Attachment Plate (left or right), 27-30cm	

Δ Indicate Color. (C)aucasian, (B)rown or (T)an.

## SHELLTREAD

	PART NUMBER (LEFT/RIGHT)		DESCRIPTION	ADDITIONAL INFORMATION
	V TLN xx	V TRN xx	Shelltread (left or right) Neutral (indicate size, width)	Increases durability and prevents premature wear of foot shell.
	V TLJ xx	V TRJ xx	Shelltread (left or right) Jet Black (indicate size, width)	

## SOCKS

	PART NUMBER	DESCRIPTION	ADDITIONAL INFORMATION
	V SS 2526	CPI Sock, 25-26cm	Highly durable sock that acts as a noise barrier and protects the foot from debris.
	V SS 2730	CPI Sock, 27-30cm	
	V SSK 2526	CPI Sock, 6-pack, 25-26cm	
	V SSK 2730	CPI Sock, 6-pack, 27-30cm	



# venture®

M3/4

With a full length toe lever, the Venture provides a higher frequency dynamic response for more active users. Highly engineered bumpers and flexible Intelliweave® composites work together for ultimate progressive response. The tri-axial, custom built foot includes our exclusive Stride Control™ feature for effortless fine-tuning without disassembly.



## FEATURES:

- Tri-axial function
- Highly customizable
- Adjustable StrideControl

FUNCTION	MOUNTING	SIZES	IMPACT LVL	WEIGHT LIMIT	
Tri-Axial	Endo (IP) Exo (ALX)	21-30 cm		21-24 cm	113 kg
				25-30cm	125 kg**
BUILD HGT	WEIGHT*	WARRANTY	ENVIROSHELL†		
See chart on right	585g	3 years	 narrow & wide		

BUILD HEIGHT		
	21-24 cm	25-30 cm
IP	6.4 cm	6.9 cm
ALX	12.7 cm	13.2 cm

\*26cm model, including Envirosheel. \*\*Low impact only. †Caucasian, Tan, Brown or Jet Black.

## INCLUDED

Endo foot, includes: foot shell, cosmetic attachment plate (CAP), CPI sock.

Exo foot, includes: foot shell and CPI sock. Exo block sold separately

## PART NUMBER

V	SIDE	SHELL COLOR*	MOUNTING	SIZE	WIDTH	WEIGHT LEVEL	IMPACT LEVEL	AMP LEVEL
	L OR R	C, B, T, OR J	EN OR ALX	21-30	N OR W	SEE BELOW	L, M OR H	A OR B

\*(C)aucasian, (B)rown, (T)an or (J)et Black. †(EN)do, Exo (ALX). ‡(N)arrow or (W)ide. Example part number: V LCEN 24W 6HB

## VENTURE WEIGHT LEVEL CHART


kgs	0-45	46-54	55-63	64-72	73-81	82-91	92-100	101-113	114-125
Weight Level	1	2	3	4	5	6	7	8	9
Size	21-30 cm								25-30cm

## ENVIROSHELL PART NUMBER

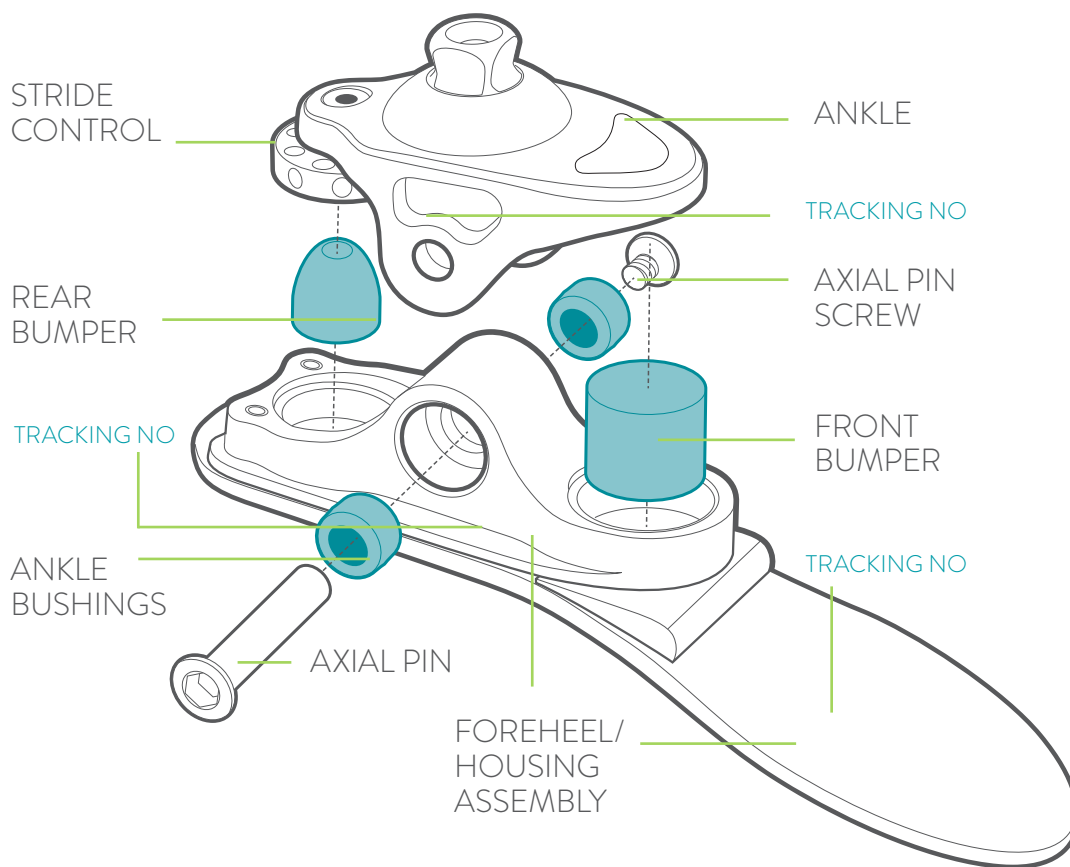
ENVIROSHELL INCLUDED WITH EVERY FOOT ORDER

V	S	SIDE	SHELL COLOR**	SIZE	WIDTH†
		L OR R	C, B, T, OR J	22-31	N OR W

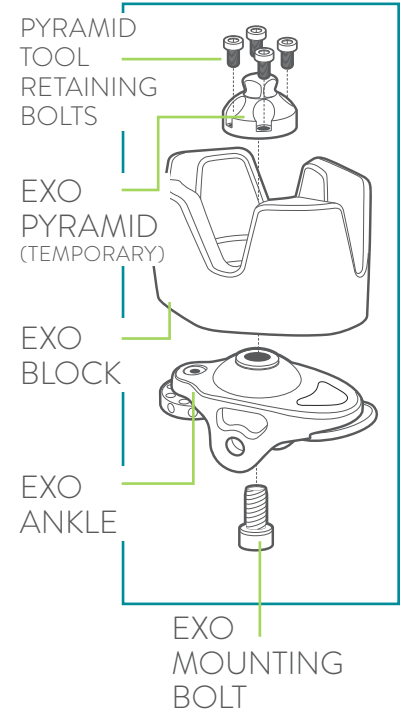
\*\* (C)aucasian, (B)rown, (T)an or (J)et Black. †Wide shell only available in 25-30cm.



# ANATOMY OF A VENTURE



## EXO OPTION



## HARDWARE

PART NUMBER	DESCRIPTION
 CP AP SH	Axial Pin, Short 22-24cm
 CP AP L	Axial Pin, Long 25-30cm
 CP APS	Axial Pin Screw
 TS S10 25	Exo Mounting Bolt, M10 x 25mm
 V B10 35	Exo Mounting Bolt, M10 x 35mm
 V B10 45	Exo Mounting Bolt, M10 x 45mm
 TS RBK	Pyramid Tool Retaining Bolt Kit (4pc) M6 x 12mm
 CP SSET	Super Set Screws (8pc) M8 x 14mm

## TOOLS

PART NUMBER	DESCRIPTION
 TFH 800	Foot Horn, Stainless Steel
 TGP 525	Pin Guide
 CP HK 4	Hex Key, 4mm
 TL LUB	TruLube Lubricant, 0.25 oz.

21-24 cm		WEIGHT LEVEL								
		1	2	3	4	5	6	7	8	9
IMPACT LEVEL	COMPONENT	0-45 kg	46-54	55-63	64-72	73-81	82-91	92-100	101-113	114-125
LOW	Front Bumper	S	S	M	M	M	M	M	F	
	Ankle Bushings	S	S	M	M	M	M	M	M	
	BK Rear Bumper	S	S	S	M	M	F	XF	XF	
	AK Rear Bumper	S	S	S	S	M	M	F	XF	
	Foreheel	F2	F2	F2	F4	F4	F4	F4	F4	
MODERATE	Front Bumper	M	M	M	M	M	M	F	F	
	Ankle Bushings	S	S	M	M	M	M	M	F	
	BK Rear Bumper	S	S	M	M	F	F	XF	XF	
	AK Rear Bumper	S	S	M	M	F	F	F	XF	
	Foreheel	F2	F2	F2	F4	F4	F4	F4	F4	
HIGH	Front Bumper	M	M	M	M	M	M	F	F	
	Ankle Bushings	S	S	M	M	M	M	M	F	
	BK Rear Bumper	M	M	M	M	F	F	XF	XF	
	AK Rear Bumper	S	S	M	M	F	F	XF	XF	
	Foreheel	F2	F2	F4	F4	F4	F4	F4	F4	


25-26 cm		WEIGHT LEVEL								
		1	2	3	4	5	6	7	8	9
IMPACT LEVEL	COMPONENT	0-45 kg	46-54	55-63	64-72	73-81	82-91	92-100	101-113	114-125
LOW	Front Bumper	S	S	S	M	M	M	M	F	F
	Ankle Bushings	S	S	M	M	M	M	M	M	F
	BK Rear Bumper	S	S	S	M	M	F	XF	XF	XF
	AK Rear Bumper	S	S	S	M	M	F	F	XF	XF
	Foreheel	F2	F2	F2	F2	F2	F2	F4	F4	F4
MODERATE	Front Bumper	S	S	M	M	M	M	M	F	
	Ankle Bushings	S	S	M	M	M	M	M	F	
	BK Rear Bumper	S	S	M	M	F	F	XF	XF	
	AK Rear Bumper	S	S	S	M	M	F	XF	XF	
	Foreheel	F2	F2	F2	F2	F2	F4	F4	F4	
HIGH	Front Bumper	M	M	M	M	M	M	F	F	
	Ankle Bushings	S	S	M	M	M	M	M	F	
	BK Rear Bumper	M	M	M	F	F	F	XF	XF	
	AK Rear Bumper	M	M	M	F	F	F	XF	XF	
	Foreheel	F2	F2	F2	F2	F4	F4	F4	F4	

# venture® GAIT MATCHING

27-30 cm		WEIGHT LEVEL								
		1	2	3	4	5	6	7	8	9
IMPACT LEVEL	COMPONENT	0-45 kg	46-54	55-63	64-72	73-81	82-91	92-100	101-113	114-125
LOW	Front Bumper	S	S	M	M	M	M	M	F	F
	Ankle Bushings	S	S	S	M	M	M	M	M	F
	BK Rear Bumper	S	S	S	M	M	F	XF	XF	XF
	AK Rear Bumper	S	S	S	M	M	F	F	XF	XF
	Foreheel	F2	F2	F2	F2	F2	F2	F4	F4	F4
MODERATE	Front Bumper	M	M	M	M	M	M	F	F	
	Ankle Bushings	S	S	M	M	M	M	M	F	
	BK Rear Bumper	S	S	M	M	M	F	XF	XF	
	AK Rear Bumper	S	S	M	M	M	F	XF	XF	
	Foreheel	F2	F2	F2	F4	F4	F4	F4	F4	
HIGH	Front Bumper	M	M	M	M	M	M	F	F	
	Ankle Bushings	M	M	M	M	M	M	M	F	
	BK Rear Bumper	M	M	M	F	F	XF	XF	XF	
	AK Rear Bumper	M	M	M	F	F	XF	XF	XF	
	Foreheel	F2	F2	F2	F2	F4	F4	F4	F4	


# venture® PARTS

## COSMETIC ATTACHMENT PLATE (CAP)

	PART NUMBER (LEFT/RIGHT)	DESCRIPTION	ADDITIONAL INFORMATION
	V CLΔ 2124    V CRΔ 2124	Cosmetic Attachment Plate (left or right), 21-24cm	Plastic ring snaps into foot shell for easy cosmetic finishing. Standard toe only.
	V CLΔ 2526    V CRΔ 2526	Cosmetic Attachment Plate (left or right), 25-26cm	
	V CLΔ 2730    V CRΔ 2730	Cosmetic Attachment Plate (left or right), 27-30cm	

Δ Indicate Color. (C)aucasian, (B)rown or (T)an.

## SHELLTREAD

	PART NUMBER (LEFT/RIGHT)	DESCRIPTION	ADDITIONAL INFORMATION
	V TLN xx    V TRN xx	Shelltread (left or right) Neutral (indicate size, width)	Increases durability and prevents premature wear of foot shell.
	V TLJ xx    V TRJ xx	Shelltread (left or right) Jet Black (indicate size, width)	



## SOCKS

	PART NUMBER	DESCRIPTION	ADDITIONAL INFORMATION
	V SS 2124	CPI Sock, 21-24cm	Highly durable sock that acts as a noise barrier and protects the foot from debris.
	V SS 2526	CPI Sock, 25-26cm	
	V SS 2730	CPI Sock, 27-30cm	
	V SSK 2124	CPI Sock, 6-pack, 21-24cm	
	V SSK 2526	CPI Sock, 6-pack, 25-26cm	
	V SSK 2730	CPI Sock, 6-pack, 27-30cm	

## SOFT COMPONENTS

FIRMNESS COLOR CODE: ■ SOFT ■ MEDIUM ■ FIRM

PART NO	DESCRIPTION	PART NO	DESCRIPTION	PART NO	DESCRIPTION
	V BK 2130 Venture & Tribute Bumper Kit (See page 58 for contents)		V RBM x Rear Bumper, Medium (indicate pocket size†)		TS ABF Ankle Bushing, Firm, 21-30cm
	V FBS x Front Bumper, Soft (indicate pocket size*)		V RBF x Rear Bumper, Firm (indicate pocket size†)		V ABS 2530 Ankle Bushing, Soft, 25-30cm
	V FBM x Front Bumper, Medium (indicate pocket size*)		V RBX x Rear Bumper, Extra Firm (indicate pocket size†)		V ABM 2530 Ankle Bushing, Medium, 25-30cm
	V FBF x Front Bumper, Firm (indicate pocket size*)		TS ABS Ankle Bushing, Soft, 21-30cm		V ABF 2530 Ankle Bushing, Firm, 25-30cm
	V RBS x Rear Bumper, Soft (indicate pocket size†)		TS ABM Ankle Bushing, Medium, 21-30cm		

\*Pocket size: 21-24cm: C, 25-26cm: B, 27-30cm: A  
†Pocket size: 21-24cm: D, 25-26cm: C, 27-30cm: B

## BONE ASSEMBLIES

PART NO	DESCRIPTION
	V ENA 2124 Endo Ankle, 21-24cm
	V ENA 2530 Endo Ankle, 25-30cm
	V ALXA 2124 Exo Ankle, 21-24cm
	V ALXA 2530 Exo Ankle, 25-30cm
	V FHAL x    V FHAR x Foreheel (indicate left or right, size). Requires firmness.

## EXO MOUNTING ADAPTERS

PART NO	DESCRIPTION
	V XBK 2124 Alignable Exo Block Kit, 21-24cm
	V XBK 2526 Alignable Exo Block Kit, 25-26cm
	V XBK 2730 Alignable Exo Block Kit, 27-30cm
	V GPK 7 Growth Plate Kit, 7mm
	V GPK 14 Growth Plate Kit, 14mm
	V GPK 21 Growth Plate Kit, 21mm
	V GPK 28 Growth Plate Kit, 28mm
	TS EXPK 30 Exo Pyramid Tool Kit, 30mm

# BUMPER AND GAIT MATCHING KITS



## TRUSTSTEP BUMPER KIT KTS TSB

PART NO	DESCRIPTION	QTY
<b>FRONT BUMPERS</b>		
FS FB 1	Truststep Front Bumper #1	1
FS FB 2	Truststep Front Bumper #2	1
FS FB 3	Truststep Front Bumper #3	1
FS FB 4	Truststep Front Bumper #4	1
FS FB 5	Truststep Front Bumper #5	1
FS FB 6	Truststep Front Bumper #6	1
FS FB 7	Truststep Front Bumper #7	1
FS FB 8	Truststep Front Bumper #8	1
<b>REAR BUMPERS</b>		
TS RB XS	Rear Bumper, XS	1
TS RB S	Rear Bumper, S	1
TS RB M	Rear Bumper, M	1
TS RB H	Rear Bumper, H	1
TS RB 1X	Rear Bumper, 1X	1
TS RB 2X	Rear Bumper, 2X	1
TS RB 3X	Rear Bumper, 3X	1
<b>ANKLE &amp; LOWER BUSHINGS</b>		
TS AB S	Ankle Bushing, Soft	2
TS AB M	Ankle Bushing, Medium	2
TS AB F	Ankle Bushing, Firm	2
TS AB R	Ankle Bushing, Rigid	2
TS LB	Lower Bushing	4
<b>MIDSTANCE PADS</b>		
TS MP M	Midstance Pad, Medium	1
TS MP F	Midstance Pad, Firm	1

## VENTURE & TRIBUTE BUMPER KIT V BK 2130

PART NO	DESCRIPTION	QTY	PART NO	DESCRIPTION	QTY
<b>FRONT BUMPERS</b>			<b>FRONT BUMPERS</b>		
V FBS A	Venture Front Bumper, Soft, Pocket Size A	1	V RBF C	Venture Rear Bumper, Firm, Pocket Size C	1
V FBM A	Venture Front Bumper, Medium, Pocket Size A	1	V RBX C	Venture Rear Bumper, Extra Firm, Pocket Size C	1
V FBF A	Venture Front Bumper, Firm, Pocket Size A	1	V RBS D	Venture Rear Bumper, Soft, Pocket Size D	1
V FBS B	Venture Front Bumper, Soft, Pocket Size B	1	V RBM D	Venture Rear Bumper, Medium, Pocket Size D	1
V FBF B	Venture Front Bumper, Firm, Pocket Size B	1	V RBF D	Venture Rear Bumper, Firm, Pocket Size D	1
V FBS C	Venture Front Bumper, Soft, Pocket Size C	1	V RBX D	Venture Rear Bumper, Extra Firm, Pocket Size D	1
V FBM C	Venture Front Bumper, Medium, Pocket Size C	1	<b>ANKLE &amp; LOWER BUSHINGS</b>		
V FBF C	Venture Front Bumper, Firm, Pocket Size C	1	TS AB S	Ankle Bushing, Soft	2
<b>REAR BUMPERS</b>			TS AB M	Ankle Bushing, Medium	2
V RBS B	Venture Rear Bumper, Soft, Pocket Size B	1	TS AB F	Ankle Bushing, Firm	2
V RBM B	Venture Rear Bumper, Medium, Pocket Size B	1	V ABS 2530	Venture Ankle Bushing, Soft, 25-30cm	2
V RBF B	Venture Rear Bumper, Firm, Pocket Size B	1	V ABM	Venture Ankle Bushing, Medium, 25-30cm	2
V RBX B	Venture Rear Bumper, Extra Firm, Pocket Size B	1	V ABF 2530	Venture Ankle Bushing, Firm, 25-30cm	2
V RBS C	Venture Rear Bumper, Soft, Pocket Size C	1			
V RBM C	Venture Rear Bumper, Medium, Pocket Size C	1			

## TRUSTSTEP TOOL KIT - KTS 200 TK

PART NO	DESCRIPTION	QTY
CP HK 4	Stride Control Key, 4mm	1
TGP 525	Pin Guide	1
CP HK 6	Allen Wrench, 6mm	1
TFH 800	Foot Horn	1
TPT 700	Truststep Preloader	1

## TRUPER BUMPER KIT, 16-18cm TP BK 1618

PART NO	DESCRIPTION	QTY
<b>BUMPERS</b>		
TP BS 1618	Truper Bumper, Soft, 16-18cm	2
TP BM 1618	Truper Bumper, Medium, 16-18cm	2
TP BF 1618	Truper Bumper, Firm, 16-18cm	2
<b>ANKLE BUSHINGS</b>		
TPABM1618	Truper Ankle Bushing, 16-18cm	2
<b>TOOLS</b>		
TL LUB	TruLube Lubricant, 0.25 oz.	1

## TRUPER BUMPER KIT, 19-21cm TP BK 1921

PART NO	DESCRIPTION	QTY
<b>BUMPERS</b>		
TP BS 1921	Truper Bumper, Soft, 19-21cm	2
TP BM 1921	Truper Bumper, Medium, 19-21cm	2
TP BF 1921	Truper Bumper, Firm, 19-21cm	2
<b>ANKLE BUSHINGS</b>		
TPABM1921	Truper Ankle Bushing, 19-21cm	2
<b>TOOLS</b>		
TL LUB	TruLube Lubricant, 0.25 oz.	1

# BUMPER KITS

## TRUSTEP GAIT MATCHING KIT

PART NO	DESCRIPTION	QTY
<b>FRONT BUMPERS</b>		
TS FB 1	Trustep Front Bumper #1	2
TS FB 2	Trustep Front Bumper #2	2
TS FB 3	Trustep Front Bumper #3	2
TS FB 4	Trustep Front Bumper #4	2
TS FB 5	Trustep Front Bumper #5	3
TS FB 6	Trustep Front Bumper #6	3
TS FB 7	Trustep Front Bumper #7	2
TS FB 8	Trustep Front Bumper #8	2
<b>REAR BUMPERS</b>		
TS RB S	Trustep Rear Bumper, S	2
TS RB M	Trustep Rear Bumper, M	2
TS RB H	Trustep Rear Bumper, H	2
TS RB 1X	Trustep Rear Bumper, 1X	2

PART NO	DESCRIPTION	QTY
TS RB 2X	Trustep Rear Bumper, 2X	2
TS RB 3X	Trustep Rear Bumper, 3X	2
<b>ANKLE &amp; LOWER BUSHINGS</b>		
TS ABS	Trustep Ankle Bushing, Soft	4
TS ABM	Trustep Ankle Bushing, Medium	4
TS ABF	Trustep Ankle Bushing, Firm	4
TS ABR	Trustep Ankle Bushing, Rigid	2
TS LB	Trustep Lower Bushing	8
V ABF 2530	Venture Ankle Bushing, Firm, 25-30cm	2
<b>MIDSTANCE PADS</b>		
TS MP M	Trustep Midstance Pad, Medium	2
TS MP F	Trustep Midstance Pad, Firm	2

PART NO	DESCRIPTION	QTY
<b>SOCKS</b>		
TS SS 2231	Trustep, CPI Sock, 22-31cm	2
<b>HARDWARE</b>		
CP AP L	Axial Pin, Long	2
CP APS	Axial Pin Screw	6
TS MIN IN	Min Insert	1
TS IS	Max/Min Insert Screw	6
<b>TOOLS</b>		
TL LUB	TruLube Lubricant, 0.25 oz.	2
TGP 525	Pin Guide	1
TFH 800	Foot Horn	1
MKT TPE MSR	CPI Tape Measure	1

## TRUPER GAIT MATCHING KIT

PART NO	DESCRIPTION	QTY
<b>BUMPERS</b>		
TP BS 1618	Truper Bumper, Soft, 16-18cm	4
TP BM 1618	Truper Bumper, Medium, 16-18cm	4
TP BF 1618	Truper Bumper, Firm, 16-18cm	4
TP BS 1921	Truper Bumper, Soft, 19-21cm	4
TP BM 1921	Truper Bumper, Medium, 19-21cm	4
TP BF 1921	Truper Bumper, Firm, 19-21cm	4
<b>BUSHINGS</b>		
TP ABM 1618	Truper Ankle Bushing, 16-18cm	4

PART NO	DESCRIPTION	QTY
TP ABM 1921	Truper Ankle Bushing, 19-21cm	4
<b>SOCKS</b>		
TP SS 1621	Truper CPI Sock, 16-21cm	2
TP SSX 1618	Truper Exo CPI Sock	1
<b>HARDWARE AND TOOLS</b>		
TP AP 1618	Truper Axial Pin, 16-18cm	1
TP AP 1921	Truper Axial Pin, 19-21cm	1
CP APS	Axial Pin Screw	4
TL LUB	TruLube Lubricant, 0.25 oz.	2

## SIDEKICKS BUMPER KITS - SK BK1 (SINGLE) - SK BK2 (PAIR)

PART NO	DESCRIPTION	SINGLE	PAIR
<b>FRONT BUMPERS</b>			
V FBS A	Venture Front Bumper, Soft, Pocket Size A	1	2
V FBM A	Venture Front Bumper, Medium, Pocket Size A	1	2
V FBF A	Venture Front Bumper, Firm, Pocket Size A	1	2
<b>REAR BUMPERS</b>			
V RB S B	Venture Rear Bumper, Soft, Pocket Size B	1	2
V RB M B	Venture Rear Bumper, Medium, Pocket Size B	1	2
V RB F B	Venture Rear Bumper, Firm, Pocket Size B	1	2
V RB X B	Venture Rear Bumper, Extra Firm, Pocket Size B	1	2

PART NO	DESCRIPTION	SINGLE	PAIR
<b>BUSHINGS</b>			
V ABS 2530	Venture Ankle Bushing, Soft, 25-30cm	2	4
V ABM 2530	Venture Ankle Bushing, Medium, 25-30cm	2	4
V ABF 2530	Venture Ankle Bushing, Firm, 25-30cm	2	4
<b>TOOLS</b>			
TL LUB	TruLube Lubricant, 0.25 oz.	2	2
TGP 525	Pin Guide	1	1

<b>CUSTOMER #</b>	<b>P.O.#</b>	<b>DATE</b>
-------------------	--------------	-------------

**PROSTHETIST INFORMATION**

BILLING	SHIPPING (LEAVE BLANK IF SAME AS BILLING)
FACILITY/ATTN:	FACILITY/ATTN:
ADDRESS	ADDRESS
CITY STATE/PROV	CITY STATE/PROV
COUNTRY POST	COUNTRY POST
PHONE FAX	PHONE FAX
CARRIER* <input type="checkbox"/> UPS <input type="checkbox"/> OTHER	DATE REQUIRED TIME
	EMAIL

**PATIENT INFORMATION**

<b>PROSTHETIST NAME</b>	<b>REQUISITIONER</b>
<b>PATIENT ID / NAME</b>	
<b>NOTES</b>	

ADJUSTABLE HEEL

PART ID	SIDE	SHELL COLOR	MOUNTING	BUTTON PLACEMENT	SIZE	WIDTH	WEIGHT LEVEL	IMPACT LEVEL	DYNAMIC PYLON
AC	L								
AC	R								

Caucasian	C
Brown	B

Integrated Pyramid	IP
Dynamic Pylon	DP

Medial	M
Lateral	L

21-28cm
---------

Narrow	N
Wide	W
23-26cm only	

1-8
-----

Low	L
Moderate	M

Female	F
Male	M
4-Hole	4

kgs	0-45	46-54	55-63	64-72	73-81	82-91	92-100	101-113
Available Sizes	21-28cm							25-28cm
Weight Level	1	2	3	4	5	6	7	8

Additional Accessories:  
 Shelltread  
 Ask about Skinergy cosmetic covers!  
Only use if ordering DP model.

LOW ACTIVITY

PART ID	SIDE	SHELL COLOR	MOUNTING	SIZE	WEIGHT LEVEL	IMPACT LEVEL
BE	L		EN			L
BE	R		EN			L

Caucasian	C
Tan	T
Brown	B

21-30cm
---------

1-9
-----

Low	L
-----	---

kgs	0-45	46-54	55-63	64-72	73-81	82-91	92-100	101-113	114-125
Available Sizes	21-30cm							26-30cm	
Weight Level	1	2	3	4	5	6	7	8	9

Additional Accessories:  
 Shelltread

<b>CUSTOMER #</b>	<b>P.O.#</b>	<b>DATE</b>
-------------------	--------------	-------------

### PROSTHETIST INFORMATION

BILLING				SHIPPING (LEAVE BLANK IF SAME AS BILLING)			
FACILITY/ATTN:				FACILITY/ATTN:			
ADDRESS				ADDRESS			
CITY		STATE/PROV		CITY		STATE/PROV	
COUNTRY		POST		COUNTRY		POST	
PHONE		FAX		PHONE		FAX	
CARRIER* <input type="checkbox"/> UPS <input type="checkbox"/> OTHER				DATE REQUIRED		TIME	
				EMAIL			

### PATIENT INFORMATION

<b>PROSTHETIST NAME</b>	<b>REQUISITIONER</b>
<b>PATIENT ID / NAME</b>	
<b>NOTES</b>	



### LOW ACTIVITY

PART ID	SIDE	SHELL COLOR	MOUNTING	SIZE	WEIGHT LEVEL	IMPACT LEVEL	Additional Accessories:				
CS	L		EN			L	<input type="checkbox"/> Shelltread				
CS	R		EN			L					

Caucasian	C	21-30cm	1-10	Low	L
Tan	T				
Brown	B				

kgs	0-45	46-54	55-63	64-72	73-81	82-91	92-100	101-113	114-125	126-136
Available Sizes	21-30cm							25-30cm		
Weight Level	1	2	3	4	5	6	7	8	9	10



### HIGH ACTIVITY

PART ID	SIDE	SHELL COLOR	MOUNTING	SIZE	WEIGHT LEVEL	IMPACT LEVEL	Additional Accessories:				
HZ	L		EN				<input type="checkbox"/> Shelltread				
HZ	R		EN								

Caucasian	C	21-30cm	1-13	Low	L
Tan	T			Moderate	M
Brown	B			High	H

kgs	0-45	46-54	55-63	64-72	73-81	82-91	92-100	101-113	114-125	126-136	137-150	151-160	161-165
Available Sizes	21-30cm										26-30cm		
Weight Level	1	2	3	4	5	6	7	8	9	10	11	12	13

CUSTOMER #	P.O.#	DATE
------------	-------	------

### PROSTHETIST INFORMATION

BILLING				SHIPPING (LEAVE BLANK IF SAME AS BILLING)			
FACILITY/ATTN:				FACILITY/ATTN:			
ADDRESS				ADDRESS			
CITY		STATE/PROV		CITY		STATE/PROV	
COUNTRY		POST		COUNTRY		POST	
PHONE		FAX		PHONE		FAX	
CARRIER* <input type="checkbox"/> UPS <input type="checkbox"/> OTHER				DATE REQUIRED		TIME	
				EMAIL			

### PATIENT INFORMATION

PROSTHETIST NAME	REQUISITIONER
PATIENT ID / NAME	
NOTES	

**horizon<sup>®</sup> LT** **MODERATE ACTIVITY**

PART ID	SIDE	SHELL COLOR	MOUNTING	SIZE	WEIGHT LEVEL	IMPACT LEVEL	Additional Accessories: <input type="checkbox"/> Shelltread
<b>HZAB</b>	<b>L</b>		<b>EN</b>				
<b>HZAB</b>	<b>R</b>		<b>EN</b>				

Caucasian	C	21-30cm	1-7	Low	L
Tan	T			Moderate	M
Brown	B				

kgs	0-45	46-54	55-63	64-72	73-81	82-91	92-100
Available Sizes	21-30cm						
Weight Level	<b>1</b>	<b>2</b>	<b>3</b>	<b>4</b>	<b>5</b>	<b>6</b>	<b>7</b>

**odyssey<sup>®</sup> K2** **LOW ACTIVITY**

PART ID	SIDE	SHELL COLOR	MOUNTING	SIZE	WEIGHT LEVEL	IMPACT LEVEL	Additional Accessories: <input type="checkbox"/> Shelltread
<b>OK2</b>	<b>L</b>		<b>EN</b>			<b>L</b>	
<b>OK2</b>	<b>R</b>		<b>EN</b>			<b>L</b>	

Caucasian	C	21-30cm	1-10	Low	L
Tan	T				
Brown	B				

kgs	0-45	46-54	55-63	64-72	73-81	82-91	92-100	101-113	114-125	126-136
Available Sizes	21-30cm							25-30cm		
Weight Level	<b>1</b>	<b>2</b>	<b>3</b>	<b>4</b>	<b>5</b>	<b>6</b>	<b>7</b>	<b>8</b>	<b>9</b>	<b>10</b>



CUSTOMER #	P.O.#	DATE
------------	-------	------

### PROSTHETIST INFORMATION


BILLING		SHIPPING (LEAVE BLANK IF SAME AS BILLING)	
FACILITY/ATTN:		FACILITY/ATTN:	
ADDRESS		ADDRESS	
CITY	STATE/PROV	CITY	STATE/PROV
COUNTRY	POST	COUNTRY	POST
PHONE	FAX	PHONE	FAX
CARRIER* <input type="checkbox"/> UPS <input type="checkbox"/> OTHER		DATE REQUIRED	TIME
		EMAIL	

### PATIENT INFORMATION

PROSTHETIST NAME	REQUISITIONER
PATIENT ID / NAME	
NOTES	

**MODERATE ACTIVITY**



Additional Accessories:  
 Shelltread

PART ID	SIDE	SHELL COLOR	MOUNTING	SIZE	WEIGHT LEVEL	IMPACT LEVEL
ODK3	L		EN			
ODK3	R		EN			



Caucasian	C
Tan	T
Brown	B

21-30cm
---------

1-9
-----

Low	L
Moderate	M

kgs	0-45	46-54	55-63	64-72	73-81	82-91	92-100	101-113	114-125
Available Sizes	21-30cm								
Weight Level	1	2	3	4	5	6	7	8	9

**STUBBIES**

PART ID	FIRMNESS	QTY
SK	AK	

0-120 kgs	Soft	S
121-220 kgs	Medium	M
221-275 kgs	Firm	F

Single	1
Pair	2

CUSTOMER #	P.O.#	DATE
------------	-------	------

## PROSTHETIST INFORMATION

BILLING				SHIPPING (LEAVE BLANK IF SAME AS BILLING)			
FACILITY/ATTN:				FACILITY/ATTN:			
ADDRESS				ADDRESS			
CITY		STATE/PROV		CITY		STATE/PROV	
COUNTRY		POST		COUNTRY		POST	
PHONE		FAX		PHONE		FAX	
CARRIER* <input type="checkbox"/> UPS <input type="checkbox"/> OTHER				DATE REQUIRED		TIME	
				EMAIL			

## PATIENT INFORMATION

PROSTHETIST NAME	REQUISITIONER
PATIENT ID / NAME	
NOTES	

HIGH ACTIVITY

visit [college-park.com/soleus](http://college-park.com/soleus)  
for gait match chart

PART ID	SIDE	SHELL COLOR	HOUSING COLOR	SIZE	WIDTH	WEIGHT LEVEL	IMPACT LEVEL	AMP LEVEL
SO	L							
SO	R							

Caucasian	C	Perfect Pink	P	21-30cm	Narrow	N	1-9	Moderate	M	Above Knee	A
Tan	T	Midnight Black	M		Wide	W		High	H	Below Knee	B
Brown	B	Silver	S		24-30cm only					Knee disarticulation	B
Jet Black	J	Gold	G								
		Tactical*	T								

\*Additional donation to Purple Heart Homes included in price of Tactical Soleus.

kgs	0-45	46-54	55-63	64-72	73-81	82-91	92-100	101-113	114-125
Available Sizes	21-30cm						25-30cm	27-30cm	
Weight Level	1	2	3	4	5	6	7	8	9

**Additional Accessories:**

- Shelltread
- Rotatable Adapter
- Rotatable Receiver
- Standard Adapter
- Standard Receiver

### CUSTOM ENGRAVINGS

Check one box under design. Allow two extra days for processing. No additional charge. Soleus only.

NO ENGRAVING	I AM FEARLESS	I AM STRONG	I AM DYNAMIC	HEART AND SOLEUS	WHOOOPS A DAISIES	SUPER STARS	LIGHTNING ON YOUR FEET	HOME OF THE BRAVE	FLAME ON



CUSTOMER #	P.O.#	DATE
------------	-------	------

### PROSTHETIST INFORMATION

BILLING				SHIPPING (LEAVE BLANK IF SAME AS BILLING)			
FACILITY/ATTN:				FACILITY/ATTN:			
ADDRESS				ADDRESS			
CITY		STATE/PROV		CITY		STATE/PROV	
COUNTRY		POST		COUNTRY		POST	
PHONE		FAX		PHONE		FAX	
CARRIER* <input type="checkbox"/> UPS <input type="checkbox"/> OTHER				DATE REQUIRED		TIME	
				EMAIL			

### PATIENT INFORMATION

PROSTHETIST NAME	REQUISITIONER
PATIENT ID / NAME	
NOTES	

### LOW/MOD ACTIVITY

Additional Accessories:  Shelltread

PART ID	SIDE	SHELL COLOR	MOUNTING	SIZE	WEIGHT LEVEL	IMPACT LEVEL
TE	L		EN			
TE	R		EN			

Caucasian	C	21-30cm	1-11	Low	L
Tan	T			Moderate	M
Brown	B				

kgs	0-45	46-54	55-63	64-72	73-81	82-91	92-100	101-113	114-125	126-136	137-150
Available Sizes	21-30cm										25-30cm
Weight Level	1	2	3	4	5	6	7	8	9	10	11

### MODERATE ACTIVITY

Additional Accessories:  Shelltread

PART ID	SIDE	SHELL COLOR	MOUNTING	TOE	SIZE	WIDTH*	WEIGHT LEVEL	IMPACT LEVEL
TB	L		EN					
TB	R		EN					

Caucasian	C	Regular Toe	Leave Blank	21-30cm	Narrow	N	1-7	Low	L
Tan	T	Sandal Toe	S		Wide	W		Moderate	M
Brown	B				*Wide not available in Sandal Toe. Leave field blank if ordering Sandal Toe.				
Jet Black (regular toe only)	J								

kgs	0-45	46-54	55-63	64-72	73-81	82-91	92-100
Available Sizes	21-30cm						
Weight Level	1	2	3	4	5	6	7

<b>CUSTOMER #</b>	<b>P.O.#</b>	<b>DATE</b>
-------------------	--------------	-------------

## PROSTHETIST INFORMATION

BILLING		SHIPPING (LEAVE BLANK IF SAME AS BILLING)	
FACILITY/ATTN:		FACILITY/ATTN:	
ADDRESS		ADDRESS	
CITY	STATE/PROV	CITY	STATE/PROV
COUNTRY	POST	COUNTRY	POST
PHONE	FAX	PHONE	FAX
CARRIER* <input type="checkbox"/> UPS <input type="checkbox"/> OTHER		DATE REQUIRED	TIME
		EMAIL	

## PATIENT INFORMATION

<b>PROSTHETIST NAME</b>	<b>REQUISITIONER</b>
<b>PATIENT ID / NAME</b>	
<b>NOTES</b>	



### PEDIATRIC

PART ID	SIDE	SHELL COLOR	MOUNTING	SIZE	WEIGHT LEVEL	IMPACT LEVEL
TP	L					H
TP	R					H

Caucasian	C	Endo	EN	16-21cm	A-3	High	H
Tan	T	Exo	ALX				
Brown	B						

kgs	0-49	50-74	75-100	46-54	121-132
Available Sizes	16-21cm			19-21cm	
Weight Level	A	B	1	2	3

Additional Accessories:

- Shelltread
- Exo Block
- Exo Alignment Tool
- Endo Sealing Boot



### HIGH ACTIVITY

PART ID	SIDE	SHELL COLOR	MOUNTING	SIZE	WIDTH	WEIGHT LEVEL	IMPACT LEVEL	AMP LEVEL
TS	L							
TS	R							

Caucasian	C	Endo	EN	22-31cm	Narrow	N	B-12	Low	L	Above Knee	A
Tan	T	Exo	ALX		Wide	W		Moderate	M	Below Knee	B
Brown	B				24-31cm only			High	H	Knee disarticulation	B
Jet Black	J										

kgs	0-74	75-100	46-54	55-63	64-72	73-81	82-91	92-100	101-113	114-125	126-136	137-150	151-160
Available Sizes	22-31cm											22-31cm Exo Only	
Weight Level	B	1	2	3	4	5	6	7	8	9	10	11	12

Additional Accessories:

- Shelltread
- Exo Block
- Exo Alignment Tool
- Endo Sealing Boot

<b>CUSTOMER #</b>	<b>P.O.#</b>	<b>DATE</b>
-------------------	--------------	-------------

## PROSTHETIST INFORMATION

BILLING				SHIPPING (LEAVE BLANK IF SAME AS BILLING)			
FACILITY/ATTN:				FACILITY/ATTN:			
ADDRESS				ADDRESS			
CITY		STATE/PROV		CITY		STATE/PROV	
COUNTRY		POST		COUNTRY		POST	
PHONE		FAX		PHONE		FAX	
CARRIER* <input type="checkbox"/> UPS <input type="checkbox"/> OTHER				DATE REQUIRED		TIME	
				EMAIL			

## PATIENT INFORMATION

<b>PROSTHETIST NAME</b>	<b>REQUISITIONER</b>
<b>PATIENT ID / NAME</b>	
<b>NOTES</b>	

### HIGH ACTIVITY

Additional Accessories:  Shelltread

PART ID	SIDE	SHELL COLOR	HOUSING COLOR	MOUNTING	SIZE	WIDTH	WEIGHT LEVEL	IMPACT LEVEL
VL	L			EN				
VL	R			EN				

Caucasian	C
Tan	T
Brown	B
Jet Black	J

Electric Green	E
Silver	S

25-30cm	
Narrow	N
Wide	W
24-30cm only	

1-9	
Low	L
Moderate	M
High	H

kgs	0-45	46-54	55-63	64-72	73-81	82-91	92-100	101-113	114-125
Available Sizes	25-30cm								27-30cm
Weight Level	1	2	3	4	5	6	7	8	9

### HIGH ACTIVITY

Additional Accessories:  Shelltread  
 Exo Block  
 Exo Alignment Tool

PART ID	SIDE	SHELL COLOR	MOUNTING	SIZE	WIDTH	WEIGHT LEVEL	IMPACT LEVEL	AMP LEVEL
V	L							
V	R							

Caucasian	C
Tan	T
Brown	B
Jet Black	J

Endo	EN
Exo	ALX

21-30cm	
Narrow	N
Wide	W
24-30cm only	

1-9	
Low	L
Moderate	M
High	H

Above Knee	A
Below Knee	B
Knee disarticulation	B

kgs	0-45	46-54	55-63	64-72	73-81	82-91	92-100	101-113	114-125
Available Sizes	21-30cm								25-30cm
Weight Level	1	2	3	4	5	6	7	8	9 <small>Low impact</small>

# ENVIROSHHELLS



Utilize a custom foam polymer blend and precision injection process for a seamless, beautiful shell.



Infused with UV inhibitor and pure silver for anti-microbial properties and a long lifespan.



Available in four colors and broad range of sizes with Narrow, Wide and Sandal-toe options.

# INT SHOE SIZE CHART

## MEN'S

SHELL SIZE	21 cm	22 cm	23 cm	24 cm	25 cm	26 cm	27 cm	28 cm	29 cm	30 cm	31 cm
Euro	33-34	35-36	37	38-39	40	41-42	43	44	45-46	47	48
UK	1-1.5	2-3	3.5-4	4.5-6.5	7-7.5	8-8.5	9-10	10.5-11	11.5-12.5	13.5	14.5

## WOMEN'S

SHELL SIZE	21 cm	22 cm	23 cm	24 cm	25 cm	26 cm	27 cm	28 cm	29 cm	30 cm	31 cm
Euro	35	36	37	38-39	40	41	42	43	45-46	47	48
UK	2-2.5	3-3.5	4-4.5	5-6	6.5-7.5	8-8.5	9-9.5	10	11.5-12.5	13.5	14.5

## YOUTH

SHELL SIZE	16 cm	17 cm	18 cm	19 cm	20 cm	21 cm
Euro	25-26	27-28	29-30	31	32	33-34
UK	8-8.5	9-10	10.5-11.5	12-12.5	13-14	1-1.5

# SHELL WIDTH CHART



width measurement at MET head

SHELL SIZE	21 cm	22	23	24	25	26	27	28	29	30
<b>Truststep shells Regular toe*</b>										
NARROW		7.3 cm	7.8 cm	7.8 cm	8.1 cm	8.7 cm	9.4 cm	9.6 cm	9.7 cm	10.1 cm
WIDE				8.7 cm	9.4 cm	9.4 cm	10.1 cm	10.3 cm	10.6 cm	11.0 cm
<b>Soleus, Tribute, Venture. Velocity shells Regular toe</b>										
NARROW	7.4 cm	7.4 cm	7.4 cm	7.4 cm	8.0 cm	8.1 cm	9.5 cm	9.7 cm	9.9 cm	10.1 cm
WIDE				7.9 cm	9.3 cm	9.3 cm	10.2 cm	10.5 cm	10.5 cm	10.7 cm
<b>Celsus, Odyssey K2, Tribute, Trés shells Sandal-toe</b>										
STANDARD	7.4 cm	7.4 cm	7.4 cm	7.4 cm	8.3 cm	8.4 cm	9.3 cm	9.6 cm	9.7 cm	10.0 cm
<b>Breeze, Horizon, Odyssey K3 shells Sandal-toe</b>										
STANDARD	7.9 cm	7.9 cm	7.9 cm	7.9 cm	9.1 cm	9.3 cm	9.6 cm	9.9 cm	10.1 cm	10.4 cm
<b>Accent shells Sandal toe</b>										
NARROW	7.4 cm	7.4 cm	7.4 cm	7.4 cm	8.2 cm	8.3 cm	9.4 cm	9.6 cm		
WIDE			8.0 cm	8.1 cm	8.8 cm	9.4 cm				

\*Truststep 31 cm Wide: 10.7 cm

# ENVIROSHELL PART NUMBERS

## BREEZE

**BE S**

SIDE	SHELL COLOR**	SIZE
L OR R	C, B, OR T	21-30

\*\* (C)aucasian, (B)rown or (T)an



Sandal toe

## HORIZON HD, HORIZON LT, ODYSSEYK3

**HZ S**

SIDE	SHELL COLOR**	SIZE
L OR R	C, B, OR T	21-30

\*\* (C)aucasian, (B)rown or (T)an



Sandal toe

## CELSUS, ODYSSEYK2 & TRIBUTE

**CS S**

SIDE	SHELL COLOR**	SIZE
L OR R	C, B, OR T	21-30

\*\* (C)aucasian, (B)rown or (T)an




Sandal toe

## TRUPER

**TP**

EXO*	SIDE	SHELL COLOR**	SIZE
X	L OR R	C, B, OR T	16-21

\*E(X)o foot shell. Leave blank for Endo. \*\* (C)aucasian, (B)rown or (T)an.



Sandal toe

## TRUSTEP

**TS**

EXO*	SIDE	SHELL COLOR**	SIZE	WIDTH†
X	L OR R	C, B, T, OR J	22-31	N OR W

\*E(X)o foot shell. Leave blank for Endo. \*\* (C)aucasian, (B)rown, (T)an or (J)et Black.  
†Wide shell only available in 24-31cm.



Regular toe

## VENTURE, TRIBUTE, SOLEUS & VELOCITY

**V S**

SIDE	SHELL COLOR**	SIZE	WIDTH†
L OR R	C, B, T, OR J	22-31	N OR W

\*\* (C)aucasian, (B)rown, (T)an or (J)et Black. †Wide shell only available in 24-31cm.



Regular toe

# LINERS

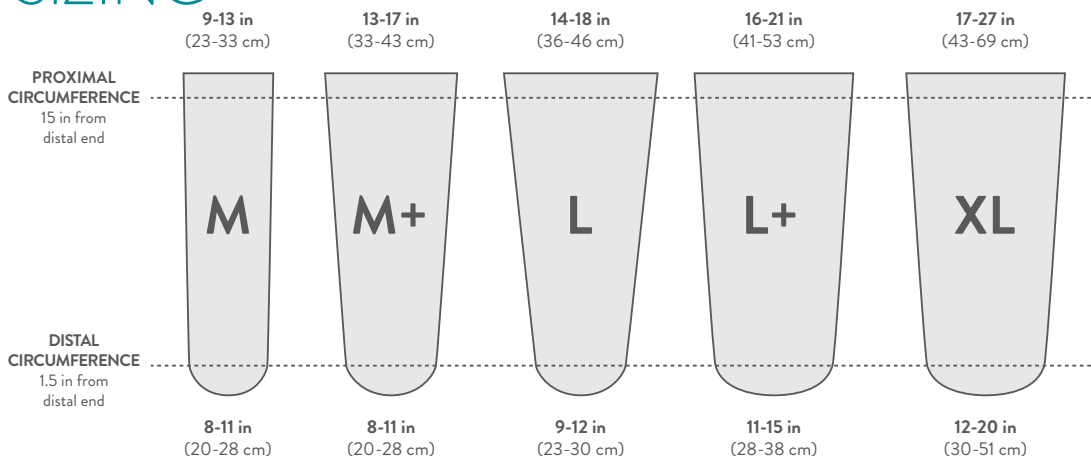




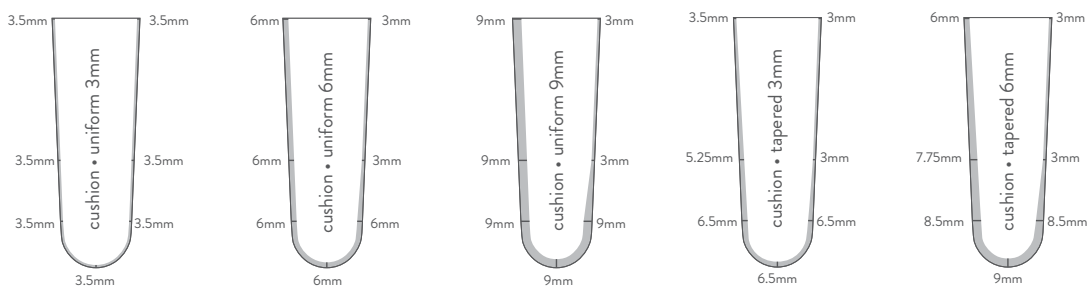
# metro liners<sup>®</sup> genesee

The College Park Genesee liner provides the ideal benefits required of a gel liner in an affordable package. Shaped for fit and flexibility with cushioning comfort and excellent limb conforming properties, this durable liner accommodates a wide range of users. The unique fabric provides a superior fiber to gel bond, reduces pistoning and eases donning. The liner is infused with mineral oil to help absorb shear forces and aid in donning and doffing.

## SIZING



## THICKNESS



## PART NUMBER

	THICKNESS*	TYPE**	PROFILE†	SIZE*	QUANTITY
<b>GLK G</b>	3,6 OR 9	L OR C	T OR U	M-XL	1 OR 2

\*See charts above. (P)in lock or (C)ushion. †(T)apered or (U)niform

## SIZE RESTRICTIONS

THICKNESS	3	3	6	6	9	9
PROFILE	U	T	U	T	U	T
Medium	✓	✓	✓	✓	✓	✗
Medium+	✓	✓	✓	✓	✓	✗
Large	✓	✗	✓	✓	✓	✗
Large+	✓	✗	✓	✗	✓	✗
Extra Large	✓	✗	✓	✗	✗	✗

✓ AVAILABLE  
✗ NOT AVAILABLE







## GENESEE GEL SLEEVES

The College Park's Genesee Gel Sleeve is suitable as the primary suspension method, or for use with a suction or vacuum suspension. The sleeve is made with hypo-allergenic material and infused with mineral oil to help absorb shear forces and aid in donning and doffing. With a 3mm dimension, the sleeve provides comfort and knee flexion.

### PART NUMBER

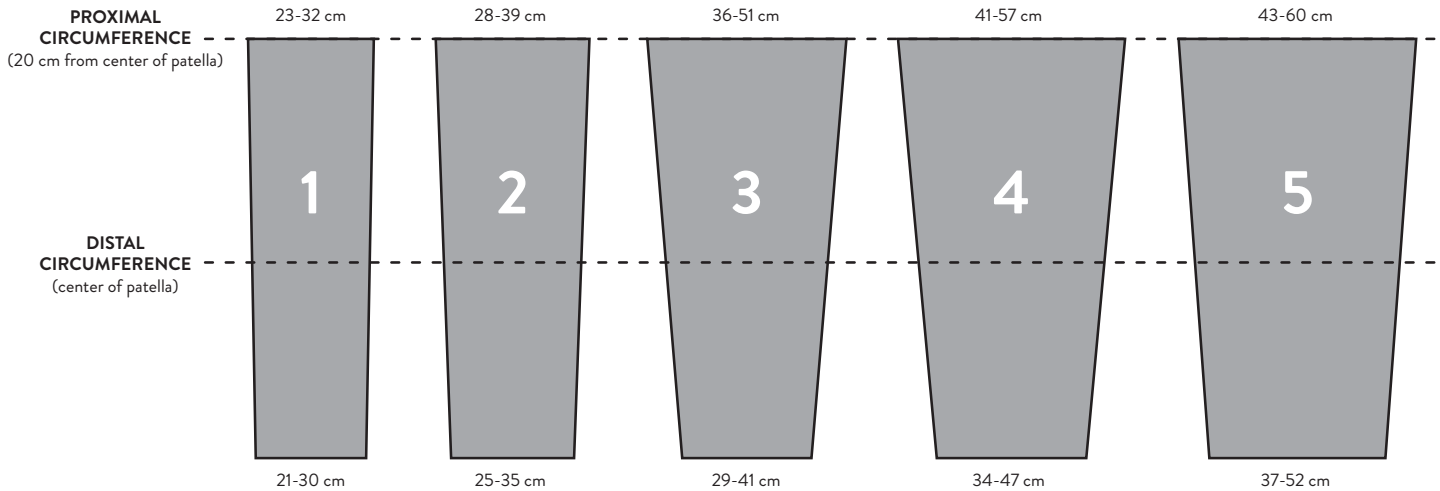
**GSS**

SIZE COLOR\*

1-5

G or T

\* (G)ray or (T)an



## GENESEE GEL ROLL-ONS

The Genesee Gel Distal Roll-On is suitable to be used alone, or with other gel and fabric-faced prosthetic interfaces. It's made with hypo-allergenic material and infused with mineral oil. The roll-on will self-adhere to other Genesee Gel products.

### PART NUMBER

**GRO**

SIZE

N, M or W

SIZE (circumference)

18.5 cm (N)arrow 21.5 cm (M)edium 23.5 cm (W)ide



## SANITIZING SPRAY

Kills 99.9% of all harmful bacteria to diminish odors and sanitize the liner. Available in 4oz, 17oz and 5-pack 17oz bottles.

PART NUMBER	DESCRIPTION
ML SS SM	Metro Liners Sanitizing Spray, 4oz.
ML SS L	Metro Liners Sanitizing Spray, 17oz.
ML SS 5P	Metro Liners Sanitizing Spray, 5-pack, 17oz.

# METRO GENESEE ORDER FORM - INTERNATIONAL



## BILLING AND SHIPPING INFO

TO AVOID SHIPPING DELAYS, PLEASE COMPLETE EVERY SECTION

CUSTOMER #	P.O. #	DATE	
<b>BILLING</b>		<b>SHIPPING</b> (LEAVE BLANK IF SAME AS BILLING)	
FACILITY/ATTN:		FACILITY/ATTN	
ADDRESS		ADDRESS	
CITY	STATE/PROV	CITY	STATE/PROV
COUNTRY	POST	COUNTRY	POST
PHONE	FAX	PHONE	FAX
<b>CARRIER*</b> <input checked="" type="checkbox"/> UPS <input type="checkbox"/> OTHER		<b>DATE REQUIRED</b>	TIME <input type="checkbox"/> AM <input type="checkbox"/> PM

\*ORDERS SHIP UPS GROUND ON THE FOLLOWING DAY UNLESS SPECIFIED

## PATIENT INFORMATION

<b>PROSTHETIST</b> (NAME, TITLE)	<b>REQUISITIONER</b>
<b>PATIENT</b> (FIRST, LAST)	

## HOW TO ORDER

Use the charts to insert the codes into the boxes to create the part number. Be sure to check the size restrictions chart to verify your size is available. Each kit contains one Genesee liner, drying stand and literature.

<b>GLK G</b>	<b>THICKNESS</b> 3, 6 OR 9	<b>TYPE</b> L OR C	<b>PROFILE</b> T OR U	<b>SIZE</b> M-XL	<b>QUANTITY</b> 1 OR 2
--------------	-------------------------------	-----------------------	--------------------------	---------------------	---------------------------

THICKNESS	
3mm	3
6mm	6
9mm	9

TYPE	
PIN LOCK	L
CUSHION	C

PROFILE	
TAPERED	T
UNIFORM	U

PROXIMAL CIRCUMFERENCE	DISTAL CIRCUMFERENCE	SIZE	CODE
23-33 cm	20-28 cm	Medium	M
33-43 cm	20-28 cm	Medium+	M+
36-46 cm	23-30 cm	Large	L
41-53 cm	28-38 cm	Large+	L+
43-69 cm	30-51 cm	Extra Large	XL

ALL SIZES ARE APPROXIMATE. MEASUREMENT RANGES ARE RELAXED TO FULLY STRETCHED.

### SIZE RESTRICTIONS

THICKNESS	3mm		6mm		9mm	
	U	T	U	T	U	T
Medium	✓	✓	✓	✓	✓	×
Medium+	✓	✓	✓	✓	✓	×
Large	✓	×	✓	✓	✓	×
Large+	✓	×	✓	×	✓	×
Extra Large	✓	×	✓	×	×	×

✓ AVAILABLE  
× NOT AVAILABLE

## ADDITIONAL PARTS

PART NUMBER	DESCRIPTION	QTY	PART NUMBER	DESCRIPTION	QTY
4HPH T	4-hole pyramid, with hole, titanium		ML DS	Additional Drying Stand	
4PHR T	4-hole pyramid, with hole, rotatable, titanium				

## ADDITIONAL ITEMS AND NOTES

If ordering additional parts, please indicate Part Number.

EMAIL COMPLETED ORDERS TO: [orders@college-park.com](mailto:orders@college-park.com)

## RETURN POLICY

Unopened Metro Liners may be returned within 90 days of purchase. A Return Authorization is required for all returns. Please feel free to contact Customer Service with any questions or concerns. Details and warranty information are available at: [www.college-park.com/warranty](http://www.college-park.com/warranty)



27955 College Park Dr, Warren, MI 48088, USA  
T 586.294.7950 | F 586.294.0067 | [college-park.com](http://college-park.com)

# LOCKING SYSTEMS



# C100 CYLINDRICAL SHUTTLE LOCK

The College Park C100 cylindrical shuttle lock is made from a high-strength durable nylon and used as a traditional lock system for lower limb prosthesis users. Retrofittable with similar shuttle locks, the C100 is lightweight, provides a secure fit and the push pin can easily be cut to the appropriate length for the prosthesis. The C100 lock is rated to 136 kg with a 2-year warranty and comes with two ratchet plunger pins with five different lengths from extra short to extra long.



FUNCTION	MOUNTING	WEIGHT LIMIT	PIN SIZES
Suspension	4-hole adapter	136 kg	XS, S, STD, L, XL
CLEARANCE	WEIGHT	WARRANTY	
24 mm	88g (with pin)	2 years	

## PART NUMBER

**C100 SLK**

PIN SIZE








SEE CHART

### INCLUDED

C100 Shuttle Lock, 2 ratchet plunger pins (indicate size), and push pin kit.

PIN SIZES	
XS	16 mm
S	25 mm
STD	38 mm
L	51 mm
XL	64 mm

## C100 ADDITIONAL HARDWARE

PART NUMBER	DESCRIPTION	ADDITIONAL INFORMATION
	<p>RP XS Shuttle Lock Ratchet Pin 2 pk, 16 mm</p>	
	<p>RP S Shuttle Lock Ratchet Pin 2 pk, 25 mm</p>	
	<p>RP STD Shuttle Lock Ratchet Pin 2 pk, 38 mm</p>	<p>Additional pair of ratchet pins</p>
	<p>RP L Shuttle Lock Ratchet Pin 2 pk, 51 mm</p>	
	<p>RP XL Shuttle Lock Ratchet Pin 2 pk, 64 mm</p>	
	<p>C100 SLK FAB C100 Shuttle Lock Fabrication Kit</p>	<p>Kit for assistance with building socket for C100 Shuttle Lock.</p>
	<p>SL PPK Shuttle Lock Push Pin Kit</p>	<p>Replacement push pin for C100 Shuttle Lock</p>

<b>CUSTOMER #</b>	<b>P.O.#</b>	<b>DATE</b>
-------------------	--------------	-------------

**PROSTHETIST INFORMATION**

BILLING		SHIPPING (LEAVE BLANK IF SAME AS BILLING)	
FACILITY/ATTN:		FACILITY/ATTN:	
ADDRESS		ADDRESS	
CITY	STATE/PROV	CITY	STATE/PROV
COUNTRY	POST	COUNTRY	POST
PHONE	FAX	PHONE	FAX
CARRIER* <input type="checkbox"/> UPS <input type="checkbox"/> OTHER		DATE REQUIRED	TIME
		EMAIL	

**PATIENT INFORMATION**

<b>PROSTHETIST NAME</b>	<b>REQUISITIONER</b>
<b>PATIENT ID / NAME</b>	
<b>NOTES</b>	

## C100 PART NUMBER

# C100 SLK

Includes C100 Cylindrical Shuttle Lock, 2 plunger pins (indicate size) and push pin kit. Example part number: C100 SLK STD

PIN SIZE

PIN SIZES	
XS	16 mm
S	25 mm
STD	38 mm
L	51 mm
XL	64 mm

## ADDITIONAL PARTS


PART NUMBER	DESCRIPTION	QTY
RP XS	Shuttle Lock Ratchet Pin 2 pk, 16 mm	
RP S	Shuttle Lock Ratchet Pin 2 pk, 25 mm	
RP STD	Shuttle Lock Ratchet Pin 2 pk, 38 mm	
RP L	Shuttle Lock Ratchet Pin 2 pk, 51 mm	
RP XL	Shuttle Lock Ratchet Pin 2 pk, 64 mm	
C100 SLK FAB	C100 Shuttle Lock Fabrication Kit	
SL PPK	Shuttle Lock Push Pin Kit	

# ENDOSKELETAL COMPONENTS



# MATERIALS MATTER.

Highly engineered feet need highly engineered components. Typically, catastrophic failures happen at the component level. College Park carefully designed our line of endo components using the highest grade of titanium, stainless steel and aluminum for superior outcomes and peace of mind.



## NOISE ABATEMENT

90% of noise occurs at the interfaces, and there are 19 mating surfaces in a typical prosthetic leg. College Park utilizes premium materials and special treatments to the screws and threads that can make all the difference. Designed and manufactured by College Park in the USA, the benefits of premier endo components are available at no additional cost to you.

When two mating surfaces are smooth, the potential for noise due to friction is almost guaranteed. Contact treatment and integrated ridges on our pyramids assist in reducing this micro-movement for noise abatement right at the clamping surface.

## SUPER SET SCREWS

Our steel set screws are manufactured for unique benefits not found elsewhere. They are roughened to provide noise abatement against the mating surface, then treated with a zinc coating. This corrosion resistant coating protects against harsh elements to increase the lifespan of the screws.

The set screws are also treated with a nylon patch. The nylon brings a serviceable, reusable alternative to Loctite. No more forgetting to apply, or over-applying. It prevents the screws from backing out, yet won't strip the threads when removing.




# TITANIUM COMPONENTS

**MATERIAL**  
TITANIUM

**WEIGHT LIMIT**  
300 lbs (136 kg)



COMPONENT	BUILD HEIGHT	WEIGHT	PART NUMBER
 <b>LOW-PROFILE TUBE ADAPTER</b> 250 mm 30 mm diameter	57 mm (min)	221 g (max)	TA T250 30
 <b>LOW-PROFILE TUBE ADAPTER</b> 430 mm 30 mm diameter	57 mm (min)	337 g (max)	TA T430 30
 <b>TUBE CLAMP</b> 30 mm diameter	51 mm	82 g	TCT 30
 <b>DOUBLE ENDED ADAPTER,</b> 35 mm	35 mm	95 g	DRT 35
 <b>DOUBLE ENDED ADAPTER</b> 45 mm	45 mm	110 g	DRT 45
 <b>DOUBLE ENDED ADAPTER</b> 60 mm	60 mm	123 g	DRT 60
 <b>DOUBLE ENDED ADAPTER</b> 75 mm	75 mm	136 g	DRT 75

COMPONENT	BUILD HEIGHT	WEIGHT	PART NUMBER
 <b>4-HOLE PYRAMID RECEIVER</b> Standard	17 mm	64 g	4HPRT
 <b>4-HOLE PYRAMID RECEIVER</b> Rotatable	19 mm	90 g	4HPRRT
 <b>4-HOLE PYRAMID ADAPTER</b> Standard	7 mm	46 g	4HPAT
 <b>4-HOLE PYRAMID ADAPTER</b> Rotatable	9.5 mm	77 g	4HPART
 <b>4-HOLE PYRAMID OFFSET</b> Axial	7 mm	55 g	4HPAAOT
 <b>4-HOLE PYRAMID OFFSET</b> Diagonal	7 mm	64 g	4HPADO T
 <b>4-HOLE PYRAMID ADAPTER</b> w/Pin-Lock Hole	7 mm	44 g	4HPHT
 <b>4-HOLE PYRAMID ADAPTER</b> w/Pin-Lock Hole Rotatable	7 mm	74 g	4HPHRT



# HEAVY DUTY COMPONENTS

**MATERIAL**  
STAINLESS STEEL

**WEIGHT LIMIT**  
400 lbs (181 kg)



COMPONENT	BUILD HEIGHT	WEIGHT	PART NUMBER
 <b>LOW-PROFILE TUBE ADAPTER</b> 250 mm 34 mm diameter	57 mm (min)	302 g (max)	TA S250 34
 <b>LOW-PROFILE TUBE ADAPTER</b> 430 mm 34 mm diameter	57 mm (min)	425 g (max)	TA S430 34
 <b>TUBE CLAMP</b> 34 mm diameter	55 mm	146 g	TC S 34


COMPONENT	BUILD HEIGHT	WEIGHT	PART NUMBER
 <b>4-HOLE PYRAMID ADAPTER</b> Standard	7 mm	118 g	4HPA S
 <b>4-HOLE PYRAMID RECEIVER</b> Standard	17 mm	75 g	4HPR S



# ECONOMY COMPONENTS

**MATERIAL**  
STAINLESS STEEL

**WEIGHT LIMIT**  
300 lbs (136 kg)



COMPONENT	BUILD HEIGHT	WEIGHT	PART NUMBER
 <b>LOW-PROFILE TUBE ADAPTER</b> 250 mm 30 mm diameter	57 mm (min)	303 g (max)	TA S250 30
 <b>LOW-PROFILE TUBE ADAPTER</b> 430 mm 30 mm diameter	57 mm (min)	418 g (max)	TA S430 30
 <b>TUBE CLAMP</b> 30 mm diameter	51 mm	140 g	TC S 30

COMPONENT	BUILD HEIGHT	WEIGHT	PART NUMBER
 <b>4-HOLE PYRAMID ADAPTER*</b> Standard	7 mm	75 g	4HPA S
 <b>4-HOLE PYRAMID RECEIVER*</b> Standard	17 mm	118 g	4HPR S

# PEDIATRIC COMPONENTS

**MATERIAL**  
TITANIUM

**WEIGHT LIMIT**  
up to 165 lbs (75 kg)



COMPONENT	BUILD HEIGHT	WEIGHT	PART NUMBER
 <b>LOW-PROFILE TUBE ADAPTER*</b> 300 mm 22 mm diameter	47 mm (min)	169 g (max)	TA T300 22
 <b>TUBE CLAMP*</b> 22 mm diameter	39 mm	46 g	TCT 22
 <b>LOW-PROFILE TUBE ADAPTER</b> 300 mm 25 mm diameter	47 mm (min)	209 g (max)	TA T300 25
 <b>TUBE CLAMP</b> 25 mm diameter	39 mm	45 g	TCT 25

COMPONENT	BUILD HEIGHT	WEIGHT	PART NUMBER
 <b>4-HOLE PYRAMID RECEIVER</b> Standard	15 mm	44 g	4HPR TP
 <b>4-HOLE PYRAMID RECEIVER</b> Rotatable	16 mm	50 g	4HPRR TP
 <b>4-HOLE PYRAMID ADAPTER</b> Standard	8 mm	36 g	4HPA TP
 <b>4-HOLE PYRAMID ADAPTER</b> Rotatable	9 mm	56 g	4HPAR TP

\*132 lb weight limit (60 kg)


# GERIATRIC COMPONENTS

**MATERIAL**  
TITANIUM

**WEIGHT LIMIT**  
165 lbs (75 kg)



COMPONENT	BUILD HEIGHT	WEIGHT	PART NUMBER
 <b>LOW-PROFILE TUBE ADAPTER</b> 300 mm 25 mm diameter with 30 mm adult receiver	52 mm (min)	242 g (max)	TA T300 2530

COMPONENT	BUILD HEIGHT	WEIGHT	PART NUMBER
 <b>TUBE CLAMP</b> 25 mm diameter with 30 mm adult receiver	45 mm	83 g	TCT 2530

# COMPONENT KITS



## TITANIUM

KIT	INCLUDED COMPONENTS	PART NUMBER
<b>TRANSTIBIAL KIT W/ PYRAMID ADAPTER</b> Titanium	<ul style="list-style-type: none"> <li>• 30 mm Tube Adapter, 250mm</li> <li>• 30 mm Tube Clamp</li> <li>• 4-hole pyramid adapter</li> </ul>	TI TTK PA
<b>TRANSTIBIAL KIT W/ PYRAMID ADAPTER WITH PIN-LOCK HOLE</b> Titanium	<ul style="list-style-type: none"> <li>• 30 mm Tube Adapter, 250mm</li> <li>• 30 mm Tube Clamp</li> <li>• 4-hole pyramid adapter (w/pin-lock hole)</li> </ul>	TI TTK PAH

KIT	INCLUDED COMPONENTS	PART NUMBER
<b>TRANSFEMORAL KIT W/ PYRAMID ADAPTER</b> Titanium	<ul style="list-style-type: none"> <li>• 30 mm Tube Adapter, 430mm</li> <li>• 30 mm Tube Clamp</li> <li>• 4-hole pyramid adapter</li> </ul>	TI TFK PA
<b>TRANSFEMORAL KIT W/ PYRAMID ADAPTER WITH PIN-LOCK HOLE</b> Titanium	<ul style="list-style-type: none"> <li>• 30 mm Tube Adapter, 430mm</li> <li>• 30 mm Tube Clamp</li> <li>• 4-hole pyramid adapter (w/pin-lock hole)</li> </ul>	TI TFK PAH

## ECONOMY

KIT	INCLUDED COMPONENTS	PART NUMBER
<b>TRANSTIBIAL KIT W/ PYRAMID ADAPTER</b> Stainless Steel	<ul style="list-style-type: none"> <li>• 30 mm Tube Adapter, 250mm</li> <li>• 30 mm Tube Clamp</li> <li>• 4-hole pyramid adapter</li> </ul>	SS TTK PA
<b>TRANSFEMORAL KIT W/ PYRAMID ADAPTER</b> Stainless Steel	<ul style="list-style-type: none"> <li>• 30 mm Tube Adapter, 430mm</li> <li>• 30 mm Tube Clamp</li> <li>• 4-hole pyramid adapter</li> </ul>	SS TFK PA

## HEAVY DUTY

KIT	INCLUDED COMPONENTS	PART NUMBER
<b>TRANSTIBIAL KIT W/ PYRAMID ADAPTER</b> Stainless Steel	<ul style="list-style-type: none"> <li>• 34 mm Tube Adapter, 250mm</li> <li>• 34 mm Tube Clamp</li> <li>• 4-hole pyramid adapter</li> </ul>	HD TTK PA
<b>TRANSFEMORAL KIT W/ PYRAMID ADAPTER</b> Stainless Steel	<ul style="list-style-type: none"> <li>• 34 mm Tube Adapter, 430mm</li> <li>• 34 mm Tube Clamp</li> <li>• 4-hole pyramid adapter</li> </ul>	HD TFK PA

## PEDIATRIC & GERIATRIC






KIT	INCLUDED COMPONENTS	PART NUMBER
<b>22mm KIT W/ PEDIATRIC PYRAMID ADAPTER</b> Titanium	<ul style="list-style-type: none"> <li>• 22 mm Tube Adapter, 300mm</li> <li>• 22 mm Tube Clamp</li> <li>• 4-hole pyramid adapter (pediatric)</li> </ul>	22K PAP
<b>25mm KIT W/ PEDIATRIC PYRAMID ADAPTER</b> Titanium	<ul style="list-style-type: none"> <li>• 25 mm Tube Adapter, 300mm</li> <li>• 25 mm Tube Clamp</li> <li>• 4-hole pyramid adapter (pediatric)</li> </ul>	25K PAP

KIT	INCLUDED COMPONENTS	PART NUMBER
<b>25-30mm KIT W/ PEDIATRIC PYRAMID ADAPTER</b> Titanium	<ul style="list-style-type: none"> <li>• 25-30 mm Tube Adapter, 300mm</li> <li>• 25-30 mm Tube Clamp</li> <li>• 4-hole pyramid adapter (pediatric)</li> </ul>	2530K PAP
<b>25-30mm KIT W/ ADULT PYRAMID ADAPTER</b> Titanium	<ul style="list-style-type: none"> <li>• 25-30 mm Tube Adapter, 300mm</li> <li>• 25-30 mm Tube Clamp</li> <li>• 4-hole pyramid adapter (adult)</li> </ul>	2530K PA




# ADDITIONAL HARDWARE

## STANDARD

HARDWARE	CONTENTS	PART NUMBER	HARDWARE	CONTENTS	PART NUMBER
	<b>4-HOLE FASTENER KIT</b> (4pc) M6 x 14mm, for Non-Rotatable Adapters	Four fasteners (14mm) 4HFK 14		<b>TUBE CLAMP SCREW</b> M5 x 14mm	One tube clamp screw CP TCS
	<b>4-HOLE FASTENER KIT</b> (4pc) M6 x 16mm, for Rotatable Adapters	Four fasteners (16mm) 4HFK 16		<b>LAMINATION PLATE FASTENER KIT</b> (4pc) M6 x 6mm	4 fasteners (6mm) LPFK
	<b>SUPER SET SCREWS</b> (8pc) M8 x 14mm	Eight Super Set Screws CP SSET		<b>4-HOLE LAMINATION PLATE</b>	40 g Threaded aluminum plate. 65 mm overall height. 4HLP A

## PEDIATRIC

HARDWARE	CONTENTS	PART NUMBER	HARDWARE	CONTENTS	PART NUMBER
	<b>4-HOLE FASTENER KIT</b> (4pc) M5 x 14mm, Pediatric	Four fasteners (14mm) 4HFK 14P		<b>TUBE CLAMP SCREW</b> M4 x 14mm, Pediatric	One tube clamp screw CP TCS P
	<b>SUPER SET SCREWS</b> (8pc) M6 x 12mm, Pediatric	Eight Super Set Screws CP SSET P			

# COMPONENT ORDER FORM

**BILLING AND SHIPPING INFO**

TO AVOID SHIPPING DELAYS, PLEASE COMPLETE EVERY SECTION

<b>CUSTOMER #</b>	<b>P.O. #</b>	<b>DATE</b>
<b>BILLING</b>		<b>SHIPPING</b> (Leave blank if same as billing)
FACILITY/ATTN		FACILITY/ATTN
ADDRESS		ADDRESS
CITY	STATE(PROV)/ZIP	CITY STATE(PROV)/ZIP
PHONE	FAX	PHONE FAX
<b>CARRIER*</b> <input type="checkbox"/> UPS <input type="checkbox"/> OTHER		<b>DATE REQUIRED</b> TIME <input type="checkbox"/> AM <input type="checkbox"/> PM

\*ORDERS SHIP UPS GROUND ON THE FOLLOWING DAY UNLESS SPECIFIED

PART NUMBER	QTY	PART NUMBER	QTY

**NOTES**

EMAIL COMPLETED ORDERS TO: [orders@college-park.com](mailto:orders@college-park.com)

**RETURN POLICY**

Unopened components may be returned within 90 days of purchase. A Return Authorization is required for all returns. Please feel free to contact Customer Service with any questions or concerns. Details and warranty information is available at: [www.college-park.com/warranty](http://www.college-park.com/warranty)



**college park**

27955 College Park Dr, Warren, MI 48088, USA  
T 586.294.7950 | F 586.294.0067 | college-park.com

# WARRANTIES

## PROSTHETIC FEET - TERMS

College Park Industries, Inc., a Michigan corporation at 27955 College Park Drive, Warren, MI 48088 (“Company”) hereby provides its Limited Warranty for each of the various types of prosthetic feet which it sells, i.e. Accent®, Breeze®, Celsus®, Horizon® HD, Horizon® LT, Odyssey®, Sidekicks®, Soleus®, Tempo®, Tribute®, Truper®, Trustep®, Venture® and Velocity® (each unit being a “Foot”). The Company, as set forth below, hereby provides its limited warranty, to the Foot’s original user, that the Foot is free from defects in materials and workmanship. The length of the Limited Warranty Period varies depending on the type of Foot and patient’s weight as summarized in the Product Chart on the next page.

**LIMITED WARRANTY.** This limited warranty covers all components of the Foot, including bones, bumpers, bushings, bolts and screws, but does NOT include the Socks, Sealing Boots, Foot Shells, Exo Blocks or other accessories which will be replaced at the sole discretion of the Company. For refurbished products, the limited warranty period is ninety (90) days. For replacement parts, the limited warranty period will be the remainder of the original warranty period, or ninety (90) days, whichever is greater. This Limited Warranty is not transferable.

**CONDITIONS.** The exercise of this Limited Warranty is further conditioned, in part, upon the patient adequately and timely (1) reporting the claim of a defect and (2) returning the Foot to a prosthetist recognized by the Company (“Recognized Prosthetist”). The Recognized Prosthetist shall undertake, with the patient, to process that claim with the Company. Upon discovery of a possible defect, the patient shall immediately notify the Recognized Prosthetist, and, within 60 days from discovery, shall notify the Company in writing, therein describing all current claims that the patient may have with respect to the Foot and/or any of its components and accessories. Failure to properly give such notices shall automatically constitute full waiver of all claims and warranties by the patient and any person taking action on the patient’s behalf. If a Foot needs repair or replacement, due to a defect in workmanship or materials, a Return Authorization Number (RA#) is required, which is obtained by calling College Park’s Customer Service Department at 800-728-7950. The original order date, patient name and weight must be included with the Foot.

**REPAIRS/REPLACEMENT.** The Foot will either be repaired or replaced at the Company’s option. The repaired or replacement Foot will continue to be covered under this Limited Warranty for the remaining duration of the warranty period that commenced on the date of purchase. Unless otherwise specified at the time of replacement, replacement parts, not otherwise covered by this Limited Warranty, will have a 90 day limited warranty, commencing on the Company’s shipment date, subject to the same limitations as are set forth in this Limited Warranty. This Limited Warranty does not apply to ordinary wear and tear, except for bumpers and bushings which will be replaced by the Company during the Limited Warranty Period regardless of reason for repair or replacement. No warranty or other liability is provided or accepted by the Company including those otherwise arising for prosthetic services such as fitting, adjusting or maintaining the Foot, or for any other acts of omission or commission by the Recognized Prosthetist or other prosthetist.

**DAMAGES/LIABILITIES.** No person, employee, contractor, agent, distributor, dealer or company is authorized to change, modify, or extend the terms of this Limited Warranty in any manner whatsoever. The Company is not liable for indirect, incidental, or consequential damages in connection with the use of the Foot. These damages include, without limitation, loss, damage, or expense attributable to loss of use of the Foot, loss or damage to property other than the Foot, loss of expected income, loss from business disruption, or other commercial or personal loss due to any cause, even if the Company has been advised of the possibility of such damages, in connection with the Foot, or any use of the Foot (except for liability for consequential damages to the extent that by law such may not be disclaimed).

**FORCE MAJEURE.** This Limited Warranty will not apply if a failure(s) of the Foot is attributable to (a) neglect, (b) accident (c) misuse, (d) use for applications beyond design specifications, (e) use for purposes other than those expressed or intended by current product literature, (f) abuse, (g) modification or alteration to any component of the Foot other than in accordance with the Company’s written instructions, (h) exposure of the Foot to fire, water\*, corrosive materials such as salt water and PH extremes, or to other conditions beyond the environmental and operating constraints specified by the Company, (i) improper installation of the Foot, (j) failure to follow the most current Gait Matching Guidelines that may result in inappropriate component selection (k) failure to satisfy the pre-conditions or other requirements contained herein, (l) failure to strictly comply with the Company’s instructions including its Technical Instructions, (m) anatomical, physiological and/or volumetric changes in the patient such as changes in the patient’s weight or in the size or shape of the patient’s limb, (n) use by anyone other than the original user; (o) failure to follow recommended inspection and maintenance schedules or (p) any other applicable reason. \*With the exception of the Breeze and Sidekicks feet. Follow technical instructions for proper use in water.

**GAIT MATCH.** Do not select a foot firmness that is more than one firmness lower than recommended for the patient’s body weight. Consult with Technical Service for any further changes.

**DISCLAIMER:** WITH THE EXCEPTION OF THE FOREGOING EXPRESS LIMITED WARRANTY, TO THE EXTENT PERMITTED BY LAW, THE COMPANY DISCLAIMS ALL WARRANTIES, EXPRESS AND IMPLIED, INCLUDING, WITHOUT LIMITATION, STATE LAW IMPLIED WARRANTIES OF MERCHANTABILITY AND FITNESS FOR A PARTICULAR PURPOSE. THERE ARE NO EXPRESS OR IMPLIED WARRANTIES, GUARANTEES, AGREEMENTS OR SIMILAR OBLIGATIONS OF THE COMPANY, WHICH EXTEND BEYOND THE DESCRIPTION ON THE FACE OF THIS LIMITED WARRANTY. THE INVALIDITY OR UNENFORCEABILITY OF ANY PROVISION OF THIS LIMITED WARRANTY SHALL NOT AFFECT THE VALIDITY OR ENFORCEABILITY OF THE REMAINING PROVISIONS HEREOF.

**RETURNS, ADJUSTMENTS, CREDITS.** We stand behind our quality products and are committed to your complete satisfaction. We deliver all our prosthetic feet with a “60 Day Satisfaction Guarantee”. If you are dissatisfied with a College Park foot for any reason, it may be returned within 60 days of the original invoice date for alteration, refabrication, replacement, refund or credit. All returns require a Return Authorization Number (RA#), which is obtained by calling College Park’s Customer Service Department at 800-728-7950. This guarantee does not cover customer ordering errors. A restocking fee of 20% will be applied to orders returned without an RA#.

**HYDRAULIC RETURNS PROGRAM:** In the case of a hydraulic foot return requesting repair or replacement, if the original foot is over six (6) months old, the hydraulic ankle unit on the foot returned to you may be a refurbished unit. All refurbished units go through a re-certification process.

## PROSTHETIC FEET - WARRANTY PERIOD

FOOT	PATIENT'S MAXIMUM PERMITTED ACCUMULATED WEIGHT <sup>1</sup> (PER SIZE GROUP)		LIMITED WARRANTY PERIOD <sup>2</sup>
Accent	21-24cm 25-28cm	220 lbs (100 kg) 250 lbs (113 kg)	Two (2) Years
Breeze	21-25cm 26-30cm	220 lbs (100 kg) 275 lbs (125 kg)	Two (2) Years
Celsus	21-24cm 25-30cm	220 lbs (100 kg) 300 lbs (136 kg)	Two (2) Years
Horizon HD	21-25cm 26-30cm	330 lbs (150 kg) 365 lbs (166 kg)	Three (3) Years
Horizon LT	21-30cm	220 lbs (100kg)	Three (3) Years
OdysseyK2	21-24cm 25-30cm	220 lbs (100 kg) 300 lbs (136 kg)	Two (2) Years
OdysseyK3	21-30cm	275 lbs (125 kg)	Three (3) Years
Sidekicks	ONE SIZE	275 lbs (125 kg)	Two (2) Years
Soleus	21-24cm 25-26cm 27-30cm	220 lbs (100 kg) 250 lbs (113 kg) 275 lbs (125 kg)	Three (3) Years

FOOT	PATIENT'S MAXIMUM PERMITTED ACCUMULATED WEIGHT <sup>1</sup> (PER SIZE GROUP)		LIMITED WARRANTY PERIOD <sup>2</sup>
Tempo	21-24cm 25-30cm	300 lbs (136 kg) 330 lbs (150 kg)	Two (2) Years
Tribute	21-30cm	220 lbs (100 kg)	Two (2) Years
Truper	16-18cm 19-21cm	100 lbs (45 kg) 132 lbs (60 kg)	One (1) Year
Trustep	22-31cm	300 lbs (136 kg)	Three (3) Years
Trustep	22-31cm	352 lbs (160 kg)	Eighteen (18) Months
Venture	21-30cm 25-30cm	250 lbs (113 kg) 275 lbs (125 kg) <sup>3</sup>	Three (3) Years
Velocity	25-26cm 27-30cm	250 lbs (113 kg) 275 lbs (125 kg)	Three (3) Years

(1) Foot is intended for use by patients within the specified Maximum Permitted Accumulated Weight (the patient's body weight plus any lifted or supported weight). The Limited Warranty does not apply when a Foot failure is attributable to a patient bearing more than the permitted amount. (2) Commences on original date of purchase. (3) Low impact only.

## PROSTHETIC FEET - MAINTENANCE

### TRI-AXIAL FEET:

*Trustep, Venture, Tribute, Truper*

High patient weight and/or impact level may require more frequent inspections. Soft component wear depends on the patient weight, impact level and environment. We recommend you inspect the following applicable parts for excessive wear and fatigue at each warranty inspection and replace as needed.

- Soft components (disassemble, inspect & re-lubricate)
- Composites and Adapters
- CPI Sock
- Foot shell

Warranty Inspection Schedule for Tri-Axial Feet:  
Six months, then annually.

### iST AND SPECIALTY FEET:

*Soleus, Velocity, Accent, Celsus, Tempo*

High patient weight and/or impact level may require more frequent inspections. We recommend you visually inspect the following applicable parts for excessive wear and fatigue at each warranty inspection.

- Composites and Adapters
- CPI Sock
- Foot shell

Warranty Inspection Schedule for iST and Specialty Feet: Annually.



# ENDOSKELETAL COMPONENTS/LOCKING SYSTEMS

## **LIMITED WARRANTY. THIS LIMITED WARRANTY COVERS ALL COMPONENTS AND IS NOT TRANSFERABLE.**

**CONDITIONS.** The exercise of this Limited Warranty is further conditioned, in part, upon the patient adequately and timely (1) reporting the claim of a defect and (2) returning the component to a prosthetist recognized by the Company (“Recognized Prosthetist”). The Recognized Prosthetist shall undertake, with the patient, to process that claim with the Company. Upon discovery of a possible defect, the patient shall immediately notify the Recognized Prosthetist, and, within 30 days from discovery, shall notify the Company in writing, therein describing all current claims that the patient may have with respect to the component. Failure to properly give such notices shall automatically constitute full waiver of all claims and warranties by the patient and any person taking action on the patient’s behalf. If a component needs to be replaced due to a defect in workmanship or materials, a Return Authorization Number (RA#) is required, which is obtained by calling College Park’s Customer Service Department at 800-728-7950. The original order date, patient name and weight must be included with the component.

**DAMAGES/LIABILITIES.** No person, employee, contractor, agent, distributor, dealer or company is authorized to change, modify, or extend the terms of this Limited Warranty in any manner whatsoever. The Company is not liable for indirect, incidental, or consequential damages in connection with the use of the component. These damages include, without limitation, loss, damage, or expense attributable to loss of use of the component, loss or damage to property other than the component, loss of expected income, loss from business disruption, or other commercial or personal loss due to any cause, even if the Company has been advised of the possibility of such damages, in connection with the component, or any use of the component (except for liability for consequential damages to the extent that by law such may not be disclaimed).

**FORCE MAJEURE.** This Limited Warranty will not apply if a failure(s) of the component is attributable to (a) neglect, (b) accident (c) misuse, (d) use for applications beyond design

specifications, (e) use for purposes other than those expressed or intended by current product literature, (f) abuse, (g) modification or alteration to any component of the component other than in accordance with the Company’s written instructions, (h) exposure of the component to fire, water, corrosive materials such as salt water and PH extremes, or to other conditions beyond the environmental and operating constraints specified by the Company, (i) improper installation of the component, (j) failure to satisfy the pre-conditions or other requirements contained herein, (k) failure to strictly comply with the Company’s instructions including its Technical Instructions, (l) anatomical, physiological and/or volumetric changes in the patient such as changes in the patient’s weight or in the size or shape of the patient’s limb, (m) use by anyone other than the original user; (n) failure to follow recommended inspection and maintenance schedules or (o) any other applicable reason.

**DISCLAIMER:** WITH THE EXCEPTION OF THE FOREGOING EXPRESS LIMITED WARRANTY, TO THE EXTENT PERMITTED BY LAW, THE COMPANY DISCLAIMS ALL WARRANTIES, EXPRESS AND IMPLIED, INCLUDING, WITHOUT LIMITATION, STATE LAW IMPLIED WARRANTIES OF MERCHANTABILITY AND FITNESS FOR A PARTICULAR PURPOSE. THERE ARE NO EXPRESS OR IMPLIED WARRANTIES, GUARANTEES, AGREEMENTS OR SIMILAR OBLIGATIONS OF THE COMPANY, WHICH EXTEND BEYOND THE DESCRIPTION ON THE FACE OF THIS LIMITED WARRANTY. THE INVALIDITY OR UNENFORCEABILITY OF ANY PROVISION OF THIS LIMITED WARRANTY SHALL NOT AFFECT THE VALIDITY OR ENFORCEABILITY OF THE REMAINING PROVISIONS HEREOF.

**RETURNS:** We stand behind our quality endoskeletal components and are committed to your complete satisfaction. We give a 3 year workmanship guarantee on all our components. Returns require a Return Authorization Number (RA#) which is obtained by calling College Park’s Customer Service Department at 800-728-7950. If the component shows signs of mounting, the return will not be accepted and credit will not be issued. A restocking fee of 20% will be applied to orders returned without an RA#.

# METRO LINERS

College Park Industries, Inc., a Michigan corporation at 27955 College Park Drive, Warren MI 48088 ("College Park"), hereby provides a Limited Warranty for each Metro Liner™ ("Metro Liner") from the fitting date of the initial purchase, for a period of 6 months for one liner, or 12 months for two liners rotated daily on the same limb, against defects in material and workmanship as defined in the following paragraphs.

**LIMITED WARRANTY.** This Metro Liner Limited Warranty is effective beginning on the date the product is initially fitted on the patient. This Limited Warranty is not transferable.

**Conditions.** This Limited Warranty covers manufacturing defects on the Metro Liner related to the gel bonding and the gel adhesion to fabric. A product returned during the warranty period will be evaluated by College Park and replaced at the discretion of College Park. The replaced Metro Liner will continue to be covered under this Limited Warranty for the remaining duration of the warranty period that commenced on the fitting date.

There is no warranty expressed or implied, and no other liability is accepted by College Park, for damages caused by abuse, mishandling, accidents, or normal wear and tear. For example, holes from normal wear are not considered a manufacturing defect. There also is no warranty coverage for:

- Unauthorized modifications or additions to the Metro Liner
- Metro Liners used in sockets that were not created for a Metro Liner
- Misuse of the product outside of the intended design format

Replacement of Metro Liners is subject to the review and sole discretion of College Park of the actual liner. The warranty is void if any parts of the fitting and routine care instructions stated in the Metro Liner Technical Instructions and User Guide included with the Metro Liner are not followed. If a Metro Liner is returned within the warranty period and it is determined by College Park's Quality Assurance Department, in its sole discretion, to be defective, the Metro Liner will be replaced.

**RETURNING A PRODUCT:** All returns require a Return Authorization Number (RA#), which is obtained by calling College Park's Customer Service Department at 800-728-7950. You will need to have the serial

# GEL SLEEVE

College Park Industries, Inc., a Michigan corporation at 27955 College Park Drive, Warren MI 48088 ("College Park"), hereby provides a Limited Warranty for each Genesee Gel Suspension Sleeve from the delivery date of the initial purchase, for a period of ninety (90) days, against defects in material and workmanship as defined in the following paragraphs.

**LIMITED WARRANTY.** This Genesee Gel Suspension Sleeve Limited Warranty is effective beginning on the date the product is initially delivered to the end user. This Limited Warranty is not transferable.

**Conditions.** This Limited Warranty covers manufacturing defects on the Genesee Gel Suspension Sleeve related to the gel bonding and the gel adhesion to fabric. A product returned during the warranty period will be evaluated by College Park and replaced at the discretion of College Park. The replaced Genesee Gel Suspension Sleeve will continue to be covered under this Limited Warranty for the remaining duration of the warranty period that commenced on the fitting date. There is no warranty expressed or implied, and no other liability is accepted by College Park, for damages caused by abuse, mishandling, accidents, or normal wear and tear. For example, holes from normal wear are not considered a manufacturing defect. There also is no warranty coverage for:

number located on the back of this card in the event of a warranty claim. If the return is for two liners bought for the same limb under the 12 month warranty period, both liners must be returned.

**DAMAGES/LIABILITIES.** No person, employee, contractor, agent, distributor, dealer or company is authorized to change, modify, or extend the terms of this Limited Warranty in any manner whatsoever. College Park is not liable for indirect, incidental, or consequential damages in connection with the use of the Metro Liner. These damages include, without limitation, loss, damage, or expense attributable to the loss of use of the Metro Liner, loss or damage to property other than the Metro Liner, loss of expected income, loss from business disruption, or other commercial or personal loss due to any cause, even if College Park has been advised of the possibility of such damages, in connection with the Metro Liner, or any use of the Metro Liner (except for liability for consequential damages to the extent that by law such may not be disclaimed).

**DISCLAIMER:** WITH THE EXCEPTION OF THE FOREGOING EXPRESS LIMITED WARRANTY, TO THE EXTENT PERMITTED BY LAW, COLLEGE PARK DISCLAIMS ALL WARRANTIES, EXPRESS AND IMPLIED, INCLUDING, WITHOUT LIMITATION, STATE LAW IMPLIED WARRANTIES OF MERCHANTABILITY AND FITNESS FOR A PARTICULAR PURPOSE. THERE ARE NO EXPRESS OR IMPLIED WARRANTIES, GUARANTEES, AGREEMENTS OR SIMILAR OBLIGATIONS OF COLLEGE PARK, WHICH EXTEND BEYOND THE DESCRIPTION ON THE FACE OF THIS LIMITED WARRANTY. THE INVALIDITY OR UNENFORCEABILITY OF ANY PROVISION OF THIS LIMITED WARRANTY SHALL NOT AFFECT THE VALIDITY OR ENFORCEABILITY OF THE REMAINING PROVISIONS HEREOF. REPRESENTATIONS, ORAL OR WRITTEN, WHICH ARE INCONSISTENT WITH THIS WARRANTY ARE NOT AUTHORIZED AND, IF GIVEN, SHOULD NOT AND CANNOT BE RELIED UPON.

- Unauthorized modifications or additions to the Genesee Gel Suspension Sleeve
- Misuse of the product outside of the intended design format

Replacement of Genesee Gel Suspension Sleeves is subject to the review and sole discretion of College Park of the actual sleeve. The warranty is void if any parts of the fitting and routine care instructions stated in the Genesee Gel Suspension Sleeve Technical Instructions included with the sleeve are not followed. If a Genesee Gel Suspension Sleeve is returned within the warranty period and it is determined by College Park's Quality Assurance Department, in its sole discretion, to be defective, the Genesee Gel Suspension Sleeve will be replaced.

**RETURNING A PRODUCT:** All returns require a Return Authorization Number (RA#), which is obtained by calling College Park's Customer Service Department at 800-728-7950. This guarantee does not cover customer ordering errors. A restocking fee of 20% will be applied to orders returned without an RA#.

**DAMAGES/LIABILITIES.** No person, employee, contractor, agent, distributor, dealer or company is authorized to change, modify, or extend

the terms of this Limited Warranty in any manner whatsoever. College Park is not liable for indirect, incidental, or consequential damages in connection with the use of the Genesee Gel Suspension Sleeve. These damages include, without limitation, loss, damage, or expense attributable to the loss of use of the Genesee Gel Suspension Sleeve, loss or damage to property other than the Genesee Gel Suspension Sleeve, loss of expected income, loss from business disruption, or other commercial or personal loss due to any cause, even if College Park has been advised of the possibility of such damages, in connection with the Genesee Gel Suspension Sleeve, or any use of the Genesee Gel Suspension Sleeve (except for liability for consequential damages to the extent that by law such may not be disclaimed).

**DISCLAIMER:** WITH THE EXCEPTION OF THE FOREGOING EXPRESS LIMITED WARRANTY, TO THE EXTENT PERMITTED BY LAW, COLLEGE PARK DISCLAIMS ALL WARRANTIES, EXPRESS AND IMPLIED, INCLUDING, WITHOUT LIMITATION, STATE LAW

## ROLL-ON

**DAMAGES/LIABILITIES.** College Park is not liable for indirect, incidental, or consequential damages in connection with the use of the Genesee Gel Distal Roll-On. These damages include, without limitation, loss, damage, or expense attributable to the loss of use of the Genesee Gel Distal Roll-On, loss or damage to property other than the Genesee Gel Distal Roll-On, loss of expected income, loss from business disruption, or other commercial or personal loss due to any cause, even if College Park has been advised of the possibility of such damages, in connection with the Genesee Gel Distal Roll-On, or any use of the Genesee Gel Distal Roll-On (except for liability for consequential damages to the extent that by law such may not be disclaimed).

IMPLIED WARRANTIES OF MERCHANTABILITY AND FITNESS FOR A PARTICULAR PURPOSE. THERE ARE NO EXPRESS OR IMPLIED WARRANTIES, GUARANTEES, AGREEMENTS OR SIMILAR OBLIGATIONS OF COLLEGE PARK, WHICH EXTEND BEYOND THE DESCRIPTION ON THE FACE OF THIS LIMITED WARRANTY. THE INVALIDITY OR UNENFORCEABILITY OF ANY PROVISION OF THIS LIMITED WARRANTY SHALL NOT AFFECT THE VALIDITY OR ENFORCEABILITY OF THE REMAINING PROVISIONS HEREOF. REPRESENTATIONS, ORAL OR WRITTEN, WHICH ARE INCONSISTENT WITH THIS WARRANTY ARE NOT AUTHORIZED AND, IF GIVEN, SHOULD NOT AND CANNOT BE RELIED UPON.

**DISCLAIMER:** TO THE EXTENT PERMITTED BY LAW, COLLEGE PARK DISCLAIMS ALL WARRANTIES, EXPRESS AND IMPLIED, INCLUDING, WITHOUT LIMITATION, STATE LAW IMPLIED WARRANTIES OF MERCHANTABILITY AND FITNESS FOR A PARTICULAR PURPOSE. THERE ARE NO EXPRESS OR IMPLIED WARRANTIES, GUARANTEES, AGREEMENTS OR SIMILAR OBLIGATIONS OF COLLEGE PARK. REPRESENTATIONS, ORAL OR WRITTEN, ARE NOT AUTHORIZED AND, IF GIVEN, SHOULD NOT AND CANNOT BE RELIED UPON.

COLLEGE PARK  
TECHNOLOGY  
— FOR THE —  
HUMAN RACE  
SINCE 1988

27955 College Park Drive, Warren, MI, USA

p 586.728.7950 | f 586.294.0067

[www.college-park.com](http://www.college-park.com)

